

KEY FIGURES ON IMMIGRATION 2017



Overall responsibility for the
publication:

European Migration Network
Finnish Immigration Service
P.O. BOX 10
00086 MAAHANMUUTTOVIRASTO

Tel. 0295 430 431
emn@migri.fi

ISBN 978-952-5920-73-4

2018

Design and layout: OSG Viestintä

Key figures on immigration 2017

.....	
An overview of the first residence permits issued and registration of EU citizens.....	4
First residence permits issued by the Finnish Immigration Service, the distribution of issuance grounds, Top 10 nationalities	6
Work	8
Family.....	10
Study	12
Other grounds.....	14
Permanent residence permit	16
New fixed-term residence permits (permit extensions)	17
Registration of the right of residence of an EU citizen and family members	18
How many people sought asylum in Finland?	20
Decisions made in the asylum process	22
Resettled refugees.....	23
Reception of asylum seekers	24
Trafficking in human beings	25
Citizenship	26
Irregular migration	28
Removal decisions and prohibitions of entry	30
Enforcement of removal	32
Assisted voluntary return.....	33
Global and EU-level statistics on migrants, refugees and immigration	34
.....	

The Finnish National Contact Point of the European Migration Network (EMN) has compiled this statistical review from the statistics of the Finnish Immigration Service, Police and Finnish Border Guard as well as the International Organization for Migration (IOM). In addition, the EMN has produced the annual report on migration, which covers all aspects of migration and asylum in Finland in 2017. The report offers advanced information on phenomena, which this statistical review discusses in the light of figures.

The statistical review is primarily based on official statistics published or to be published by the authorities.

The Finnish National Contact Point of the EMN is responsible for matters related to compiling and presenting the statistics.

Overview 2017

... The figure includes the first residence permits issued by the Finnish Immigration Service to third country nationals as well as the registration of the right of residence of EU citizens and family members. The largest group is third country nationals arriving on the basis of family ties, a total of 9,089 people. The number of EU citizens and their family members registered was 7,800.
 ...
 ...
 ...
 ...
 ...
 ...
 ...
 ...
 ...
 ...

FAMILY

9 089



REGISTRATION OF
EU-CITIZENS

7 800



STUDY

5 194



EMPLOYMENT

6 751



INTERNATIONAL
PROTECTION

3 784



RESETTLED
REFUGEES

750

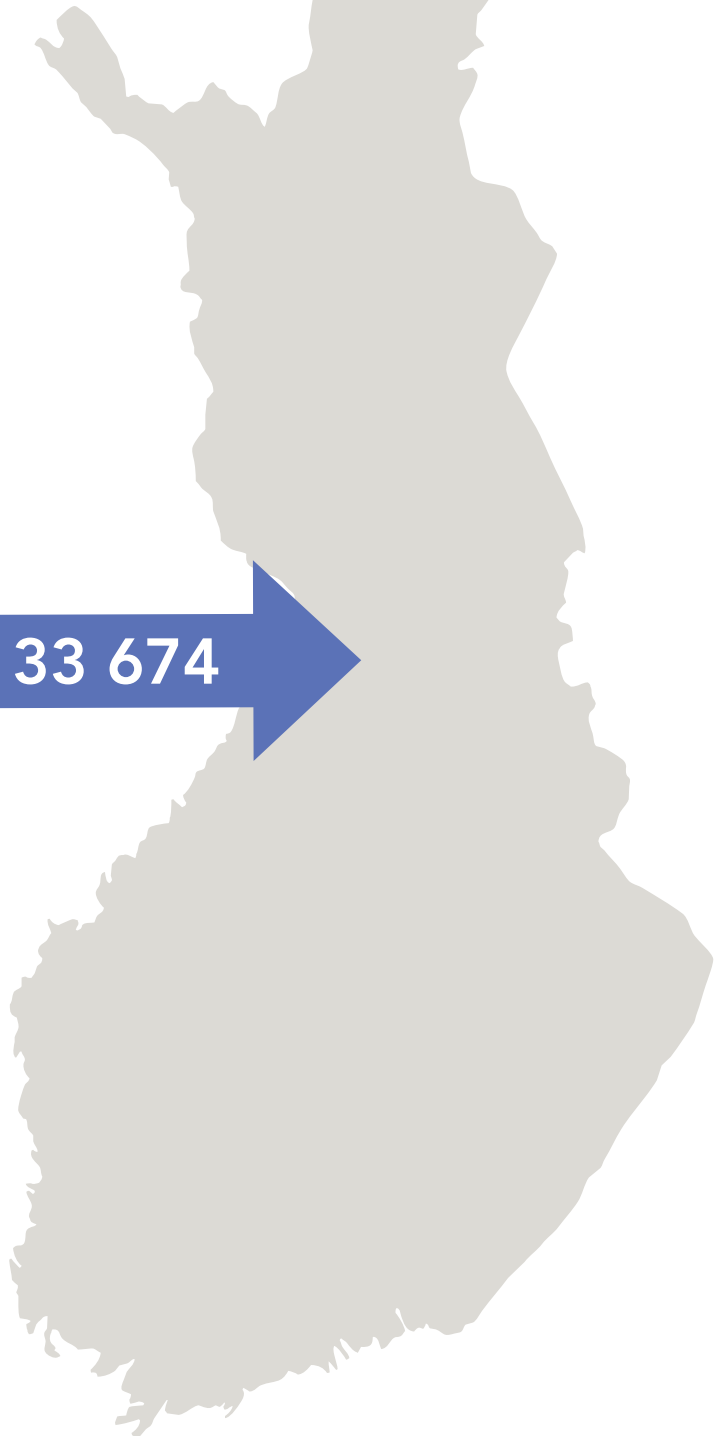


OTHER

306



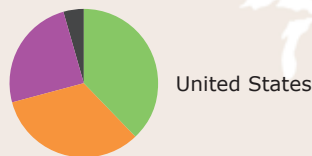
33 674





First residence permits issued, Top 10 nationalities by grounds for issuance

The map indicates the Top 10 countries to whose citizens the Finnish Immigration Service issued the highest number of first residence permits in 2017. The graphs show the division of the grounds for issuance of residence permits per nationality.*



AN OVERVIEW OF IMMIGRATION 2017

- Employment
- Family
- Study
- International protection
- Other



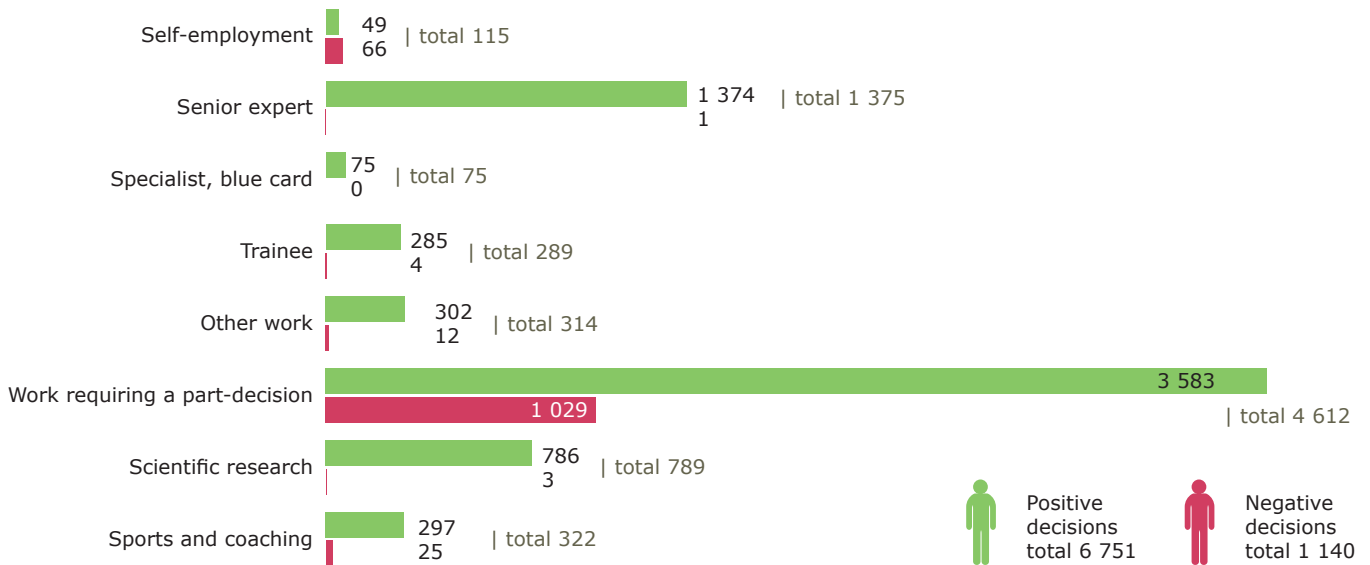
* Grounds in the graphs: employment, family, study, international protection and other. The category other includes the grounds: adoption, au pair, victim of human trafficking, other grounds and remigration.



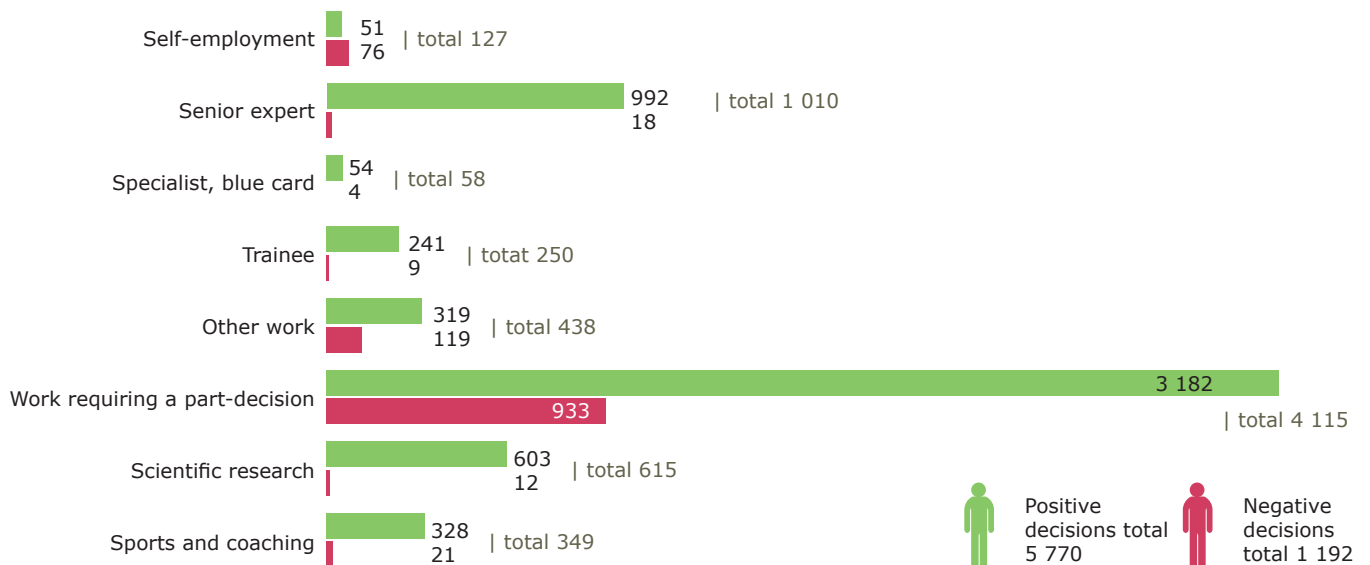
Who came to work?

In 2017, the Finnish Immigration Service issued 6,751 first residence permits on the grounds of employment. The share of positive decisions was 86%. The number of negative decisions was 1,140 (14%). Compared to 2016, the total number of residence permits issued grew by 981 permits. The residence permit for an employed person (in the table, employment requiring a preliminary

DECISIONS ON FIRST RESIDENCE PERMITS FOR EMPLOYMENT 2017



DECISIONS ON FIRST RESIDENCE PERMITS FOR EMPLOYMENT 2016



nary decision) is a residence permit issued on the grounds of employment, which entitles the holder to work in the field stated in the permit or, alternatively, for a certain employer. The permit must be applied for when employment is not possible on the basis of another residence permit. A residence permit for an employed person is subject to two-phase consideration:

1. First, the Employment and Economic Development Office considers the employment and subsistence requirements of the permit in its preliminary decision, in other words, makes a judgment concerning employment and subsistence.
2. Thereafter, the Finnish Immigration Service issues the first residence permit for an employed person, unless there are statutory reasons for not issuing the permit.

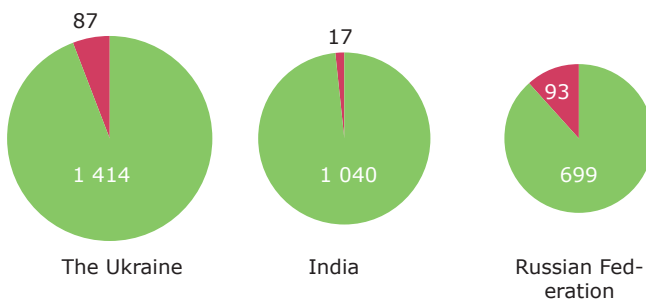
A person who pursues a trade or profession in Finland must apply for a residence permit for a self-employed person.

In addition to a residence permit for an employed person, a foreign national can work in Finland on another residence permit issued on the grounds of employment, for example, as a specialist, researcher, trainee, etc. In cases like this, the application decision is made by the Finnish Immigration Service without a preliminary decision by the Employment and Economic Development Office and labour policy-based consideration.

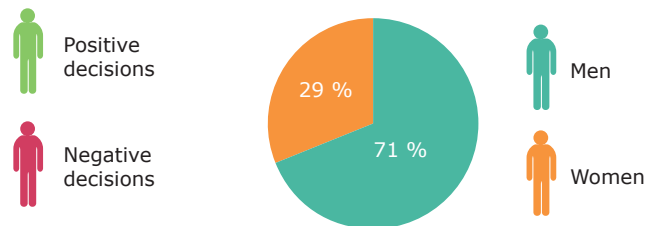
Specialists are one of the largest groups which do not need a residence permit for an employed person in order to work in Finland. Specialists include IT experts, specialists in a certain field who have a degree from an institute of higher education or other persons with a degree from an institute of higher education who are hired for a position requiring special competence. Indian nationals were granted over 60% (839 positive decisions) of the residence permits for specialists.

The largest nationalities in employment requiring a partial decision are the Ukraine, Russia, Thailand and the Philippines (sectors: restaurant and other kitchen personnel, cleaning personnel, gardening).

TOP-3 NATIONALITIES IN 2017



GENDER RATIO



TOP 10 NATIONALITIES IN 2016

2017

- The Ukraine
- India
- Russian Federation
- China
- United States
- Thailand
- Vietnam
- The Philippines
- Iraq
- Kosovo
- Top-10 total
- Total all

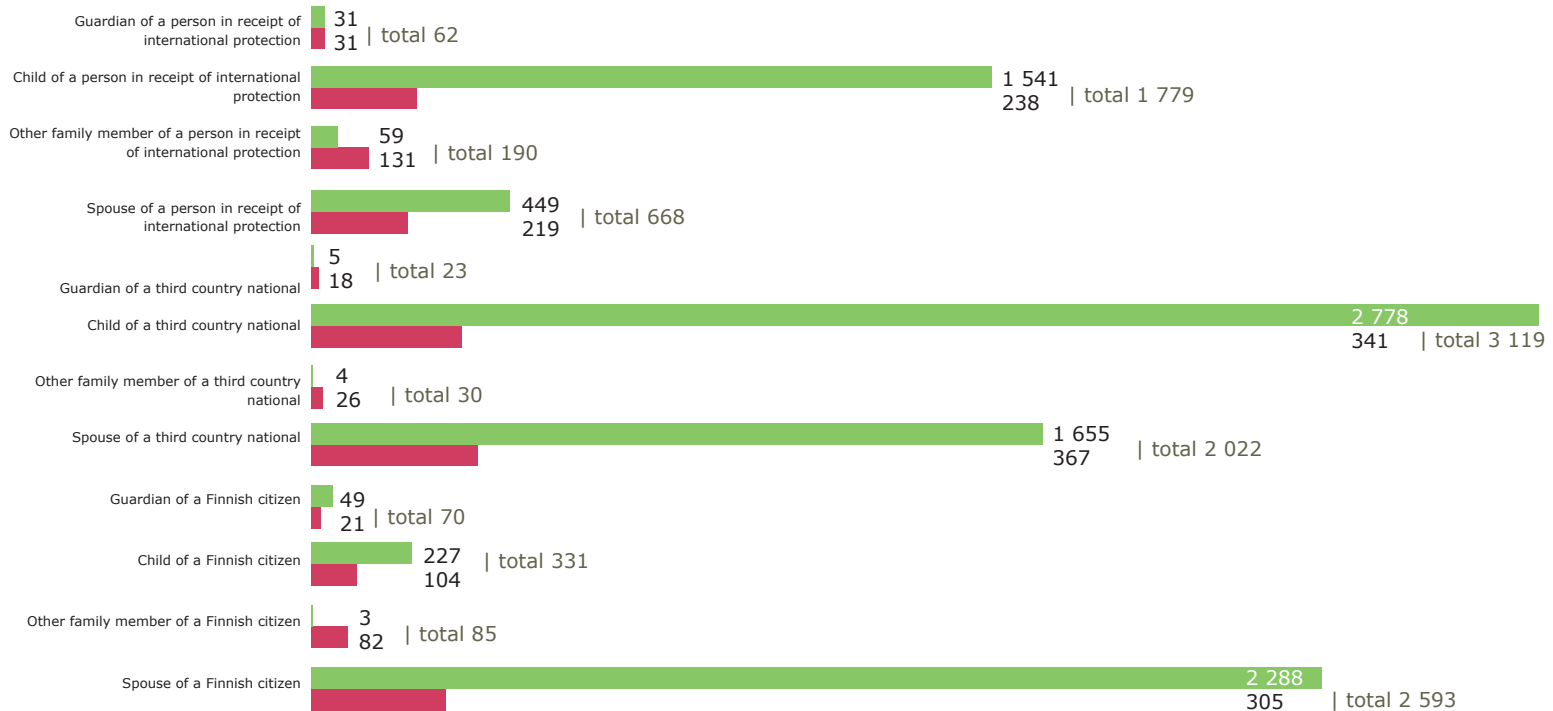
	Positive	Negative	Total
The Ukraine	1 414	87	1 501
India	1 040	17	1 057
Russian Federation	699	93	792
China	489	66	555
United States	358	26	384
Thailand	293	39	332
Vietnam	272	53	325
The Philippines	222	44	266
Iraq	95	107	202
Kosovo	132	54	186
Top-10 total	5 013	585	5 598
Total all	6 751	1 140	7 891

Source: Finnish Immigration Service

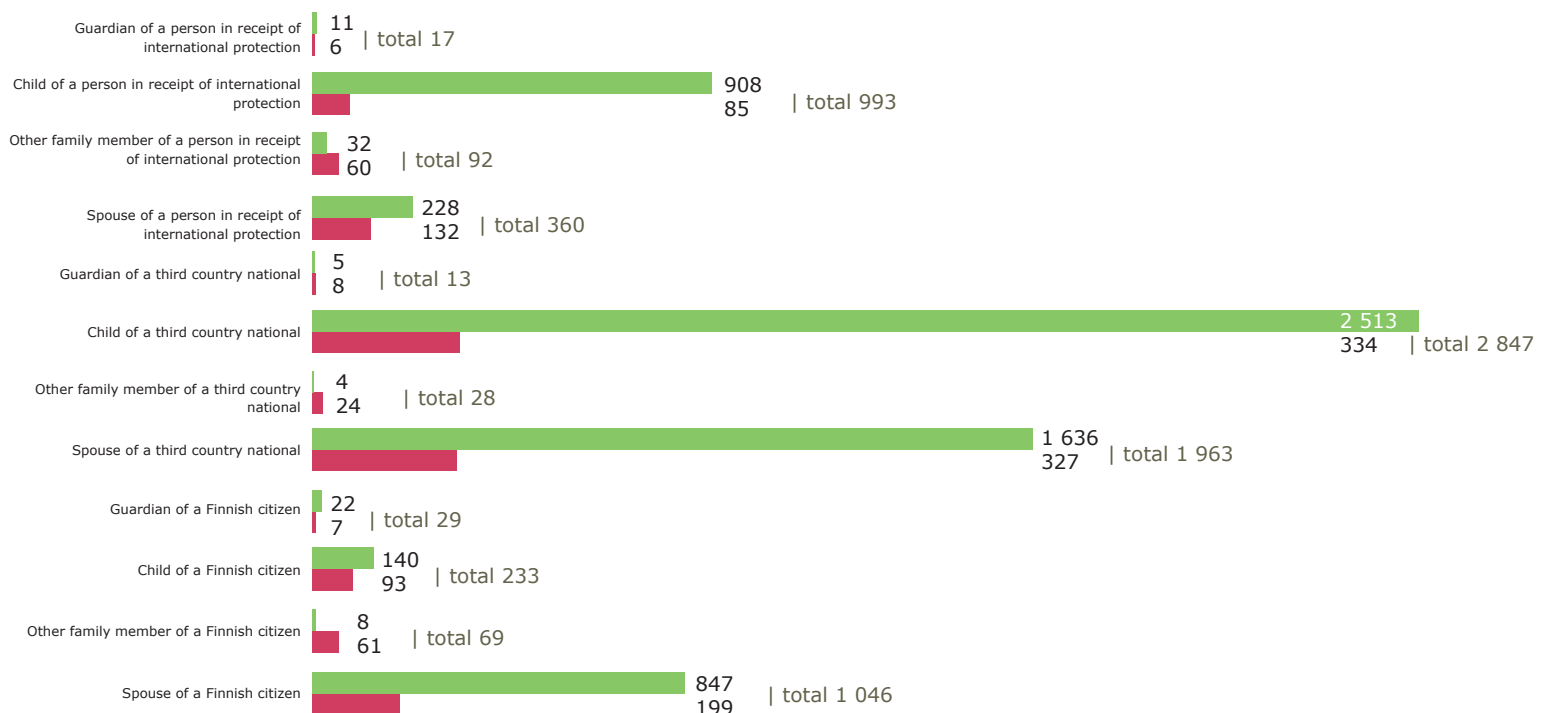
Who was issued a residence permit on the basis of family ties?

Immigration on the basis of family ties accounted for the largest part of legal immigration to Finland in 2017. A total of 9,089 applicants were issued a first residence permit on the basis of family ties by the Finnish Immigration Service (From the 1st of January 2017 the Finnish Immigration Service issues all first residence permits, until the 31st of December 2016 the Police

DECISIONS ON FIRST RESIDENCE PERMITS BASED ON FAMILY TIES 2017



DECISIONS ON FIRST RESIDENCE PERMITS BASED ON FAMILY TIES 2016



issued first residence permits to family members of Finnish citizens) which amounts to an increase of about 11% compared to the previous year (2016: 8,177 including the first residence permits issued by the Police). Of these, 2,567 were applicants considered to be family members of Finnish citizens. Family members of persons that have been granted international protection were issued with a total of 2,080 residence permits and family members of other foreign nationals were issued 4,442 residence permits altogether.

In accordance with the Aliens Act, family members of foreign nationals living in Finland and Finnish citizens are:

- spouse
- registered partner
- cohabitation partner (a requirement of living together for two years unless the couple has a child in joint custody)
- unmarried child under 18 years of age under the care and custody of the person living in Finland
- guardian, if the person living in Finland is under 18 years old.

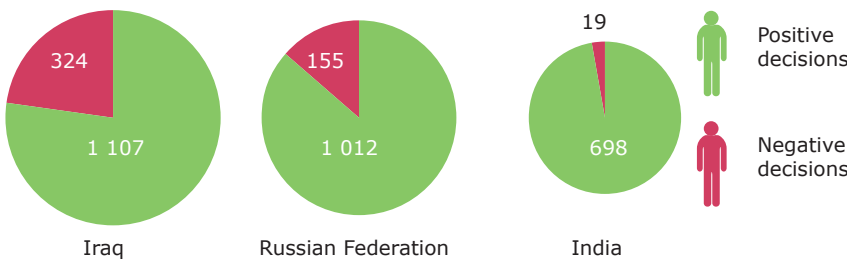
The statistics on residence permit applications based on family ties also include applicants outside the core family, other relatives, for example the parents and siblings of an adult.

The top nationalities to which residence permits were issued on the basis of family ties were Iraq (1,106) Russia (1,015), and India (698). The number of Iraqis granted a residence permit based on family ties more than doubled compared to 2016 (549).

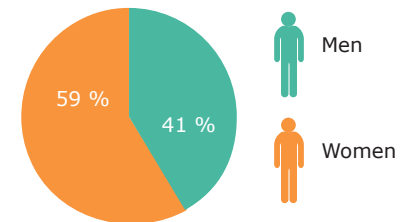
Reasons for negative decisions on family ties include:

- the family tie cannot be corroborated / it is not real
- a marriage is not real (a marriage of convenience)
- a guardianship between a child and a parent is not valid / the guardianship is not de facto
- the requirements of a foster child relationship are not met
- subsistence is not secured
- the general requirements for obtaining a residence permit are not met.

TOP 3 NATIONALITIES 2017



GENDER RATIO, GRANTED RESIDENCE PERMITS



DECISIONS ON THE BASIS OF FAMILY TIES TOP 10 NATIONALITIES 2017

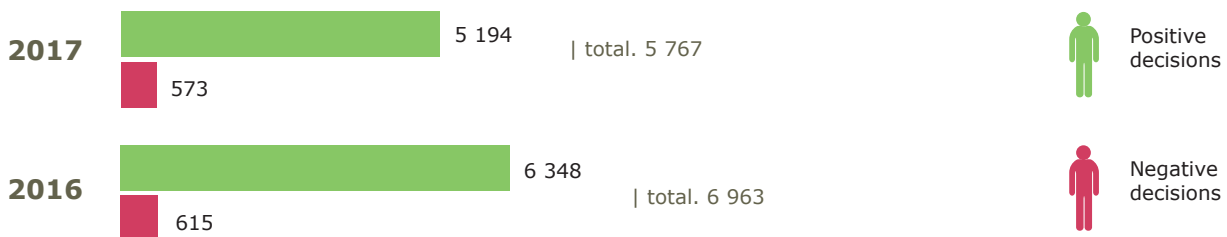
2017	Positive	Negative	Total
Iraq	1 107	324	1 431
Russian Federation	1 012	155	1 167
India	698	19	717
Somalia	448	188	636
Syria	429	60	489
China	402	39	441
Thailand	350	44	394
Turkey	281	76	357
Kosovo	263	72	335
United States	311	23	334
Top-10 nationalities total	5 301	1 000	6 301
Total all	9 089	1 883	10 972

How many came to study?

The Finnish Immigration Service issued 5,194 first student's residence permits to students from third countries in 2017. The number decreased by over 1,100 persons compared to 2016 (6,348). The decrease is at least in part due to tuition fees for students at higher education institutions from countries outside the EU-/ and EEA since the 1st of August 2017. A total of 573 applicants (10%) received a negative decision on their student's residence permit application. A negative decision usually results from irregularities concerning subsistence.

Most student's residence permits were issued to Chinese (975), Russians (665) and Vietnamese (339) applicants. Especially the number of students from Russia and Vietnam decreased a lot.

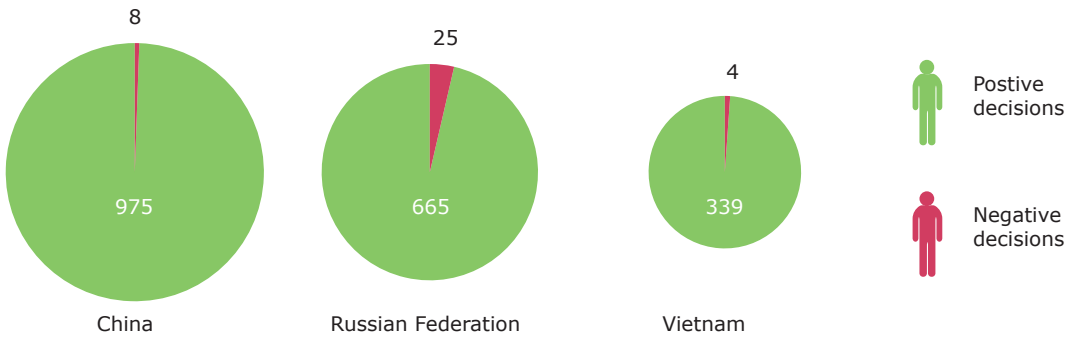
DECISIONS ON FIRST RESIDENCE PERMITS BASED ON STUDIES 2017



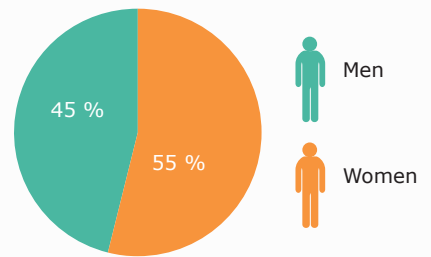
DECISIONS ON FIRST RESIDENCE PERMITS BASED ON STUDIES TOP 10 NATIONALITIES 2017

2017	Positive	Negative	Total
China	975	8	983
Russian Federation	665	25	690
Vietnam	339	4	343
Republic of Korea	297	0	297
United States	234	6	240
Turkey	200	11	211
Nepal	97	108	205
Japan	200	4	204
Bangladesh	130	48	178
Pakistan	126	51	177
Top-10 total	3 263	265	3 528
Total all	5 194	573	5 767

DECISIONS ON FIRST RESIDENCE PERMITS FOR STUDIES | 2017



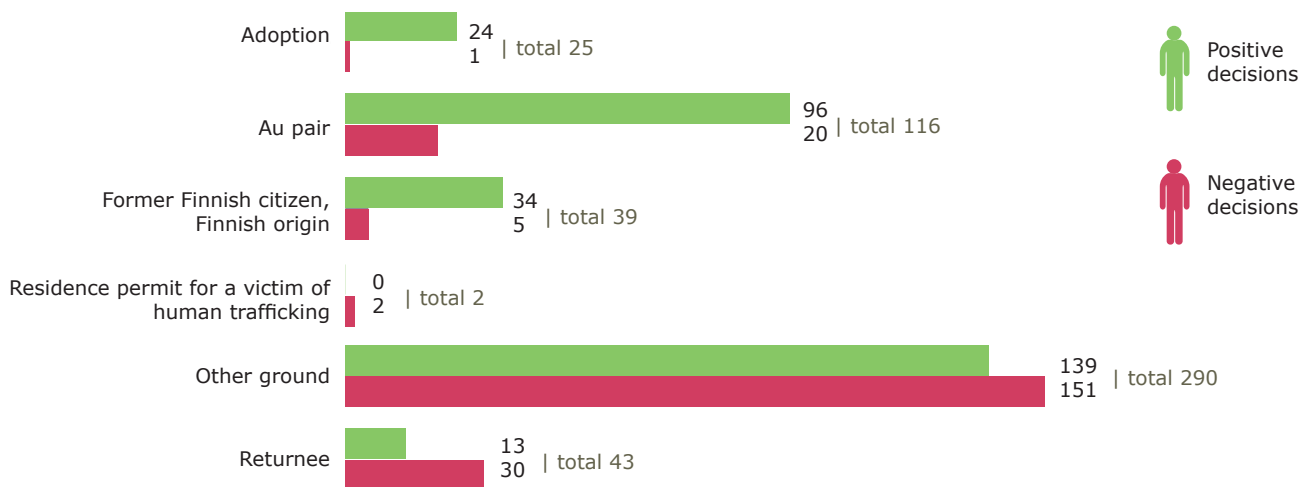
GENDER RATIO, GRANTED RESIDENCE PERMITS



Other grounds

306 residence permits were issued to Finland on other grounds. This category includes: adoption, au pair, former Finnish citizen/Finnish ancestry, residence permit for a victim of human trafficking, other grounds and remigration.

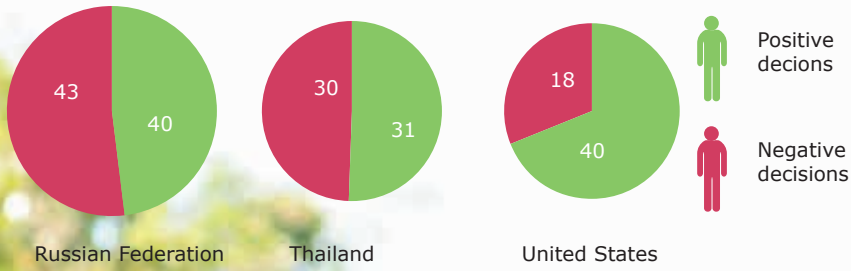
DECISIONS ON FIRST RESIDENCE PERMITS BASED ON OTHER GROUNDS 2017



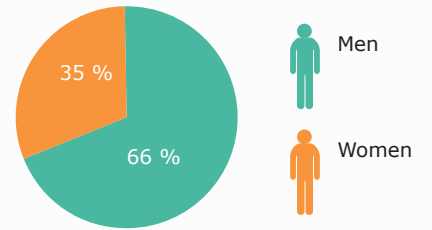
DECISIONS ON FIRST RESIDENCE PERMITS BASED ON OTHER GROUNDS TOP 10 NATIONALITIES 2017

2017	Positive	Negative	Total
Russian Federation	40	43	83
Thailand	31	30	61
United States	40	18	58
Brazil	22	8	30
China	25	5	30
The Philippines	17	9	26
Japan	12	4	16
Canada	13	2	15
Iraq	6	7	13
Turkey	5	8	13
Top-10 total	211	134	345
Total all	306	209	515

DECISIONS ON RESIDENCE PERMITS ON OTHER GROUNDS 2017



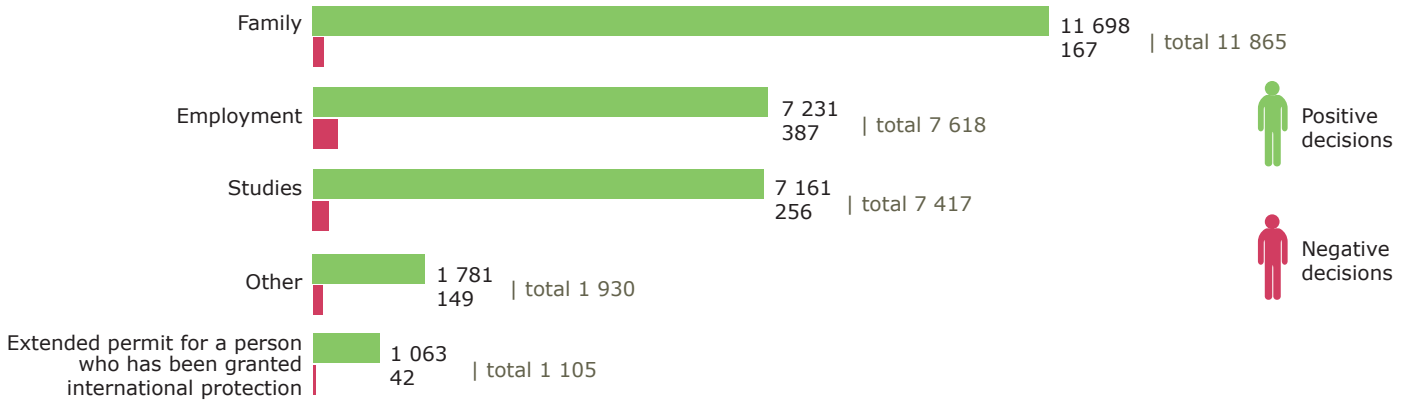
GENDER RATIO, GRANTED RESIDENCE PERMITS



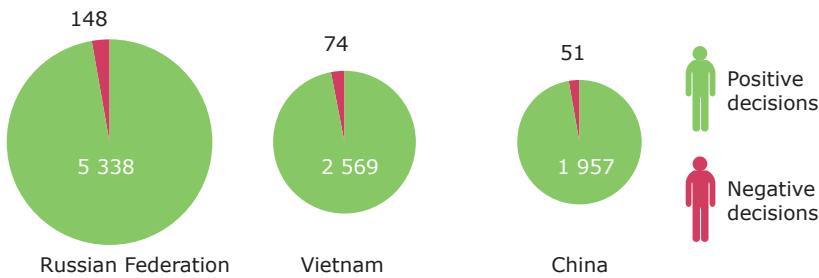
New fixed-term residence permits (permit extensions)

From the 1st of January 2017 the Finnish Immigration Service issues a new fixed-term residence permit (permit extension) to a foreign national residing in Finland. The Police issued these residence permit extensions until the 31st of December 2016. A permit is extended for a maximum of four years.

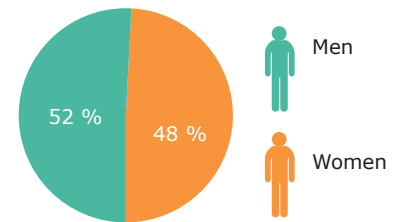
DECISIONS NEW FIXED TERM RESIDENCE PERMITS (PERMIT EXTENSIONS) 2017



DECISIONS TOP 3 NATIONALITIES 2017



GENDER RATIO, GRANTED RESIDENCE PERMITS



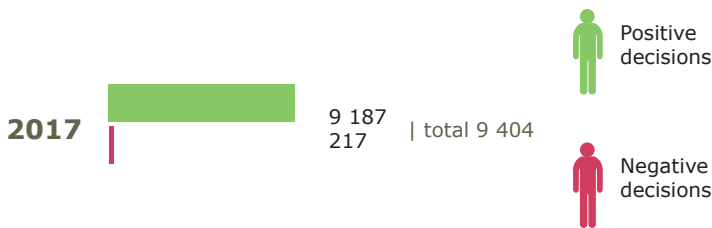
DECISIONS TOP 10 NATIONALITIES 2017

2017	Positive	Negative	Total
Russian Federation	5 338	148	5 486
Vietnam	2 569	74	2 643
China	1 957	51	2 008
India	1 959	20	1 979
Nepal	1 289	46	1 335
Iraq	1 128	84	1 212
Afghanistan	989	19	1 008
The Ukraine	928	75	1 003
Iran	857	19	876
Pakistan	847	8	855
Top-10 total	17 861	544	18 405
Total all	28 934	1 001	29 935

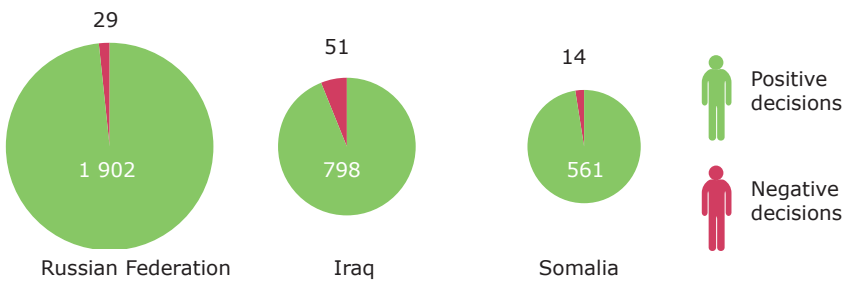
Permanent residence permit

A permanent residence permit is valid until further notice. A permanent residence permit can be issued when you have lived in Finland continuously for four years with a continuous residence permit and the requirements for granting a continuous residence permit still exist.

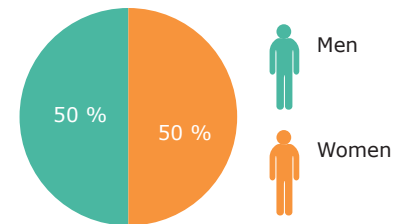
DECISIONS ON PERMANENT RESIDENCE PERMITS 2017*



DECISIONS ON PERMANENT RESIDENCE PERMITS TOP 3 NATIONALITIES 2017*



GENDER RATIO, GRANTED RESIDENCE PERMITS



DECISIONS ON PERMANENT RESIDENCE PERMITS TOP 10 NATIONALITIES 2017*

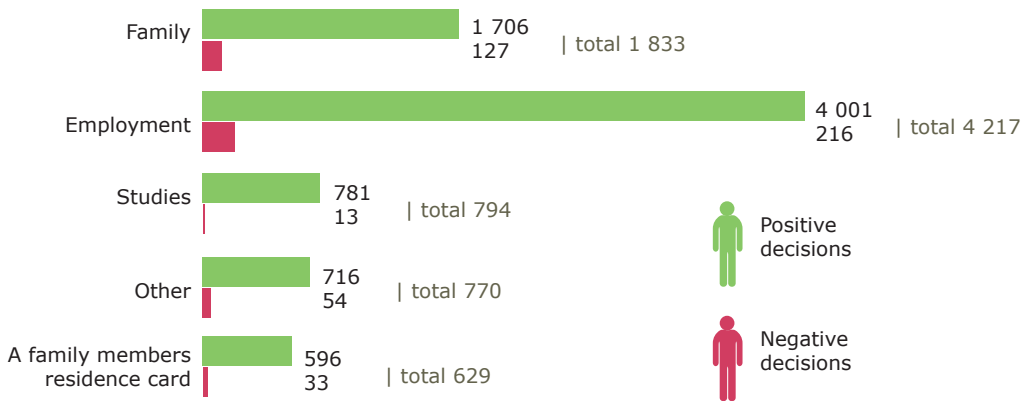
2017	Positive	Negative	Total
Russian Federation	1 902	29	1 931
Iraq	798	51	849
Somalia	561	14	575
China	504	9	513
Thailand	488	2	490
Afghanistan	346	11	357
The Ukraine	302	2	304
India	289	2	291
Turkey	277	10	287
The Philippines	278	2	280
Top-10 total	5 745	132	5 877
Total all	9 187	217	9 404

Source: Finnish Immigration Service, * includes long-term resident's EU residence permits for third-country nationals

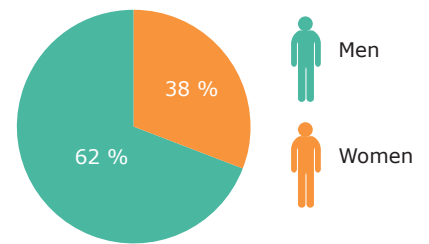
Registration of the right of residence of an EU citizen and family members

From the 1st of January the Finnish Immigration Service registers the right of residence of EU citizens and issues residence cards to the family members of EU citizens. A residence card is issued to an EU citizen's family member who is not an EU citizen. The number of registrations of rights of residence of EU citizens decreased by 2,000 registrations compared to 2016. The largest group for whom registrations were performed in 2017 continued to be Estonians (2,211), the number of whom nevertheless declined by a third compared to 2016. The police carried out these registrations until the 31st of December 2016.

REGISTRATION OF THE RIGHT OF RESIDENCE OF AN EU CITIZEN 2017



GENDER RATIO



REGISTRATION OF THE RIGHT OF RESIDENCE OF AN EU CITIZEN TOP 10 NATIONALITIES 2017

2017	Positive	Negative	Total
Estonia	2 211	187	2 398
Germany	549	9	558
Romania	498	35	533
Poland	474	19	493
United Kingdom	397	29	426
France	418	6	424
Italy	374	15	389
Spain	359	18	377
Latvia	264	22	286
Greece	254	9	263
Top-10 total	5 798	349	6 147
Total all	7 800	443	8 243



How many people sought asylum in Finland?

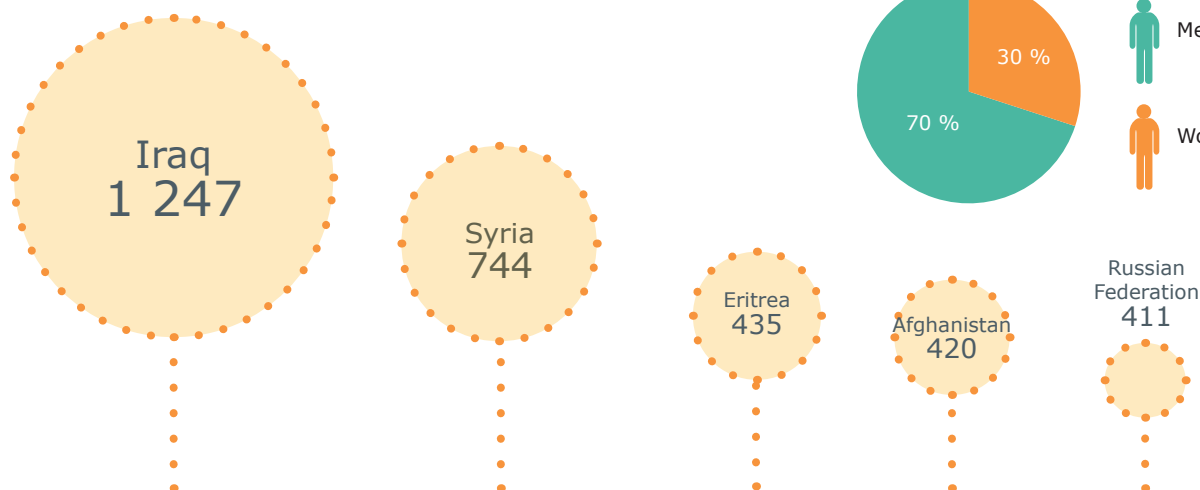
In 2017, 5,046 persons applied for asylum in Finland. 179 of the applicants were unaccompanied minor asylum seekers. Exceptionally over a third of the asylum applications (1,858) in 2017 were so called subsequent applications. A subsequent application is an application for international protection by a foreigner, who has received a final decision on a previous application.

WHERE DID THE ASYLUM SEEKERS COME FROM?

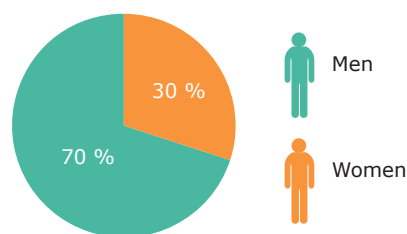
In 2017, the largest group of asylum seekers was still citizens of Iraq (1,453). Next came asylum seekers from Syria (744) and Eritrea (435).

In the autumn of 2015, the EU agreed to relocate asylum seekers from Greece and Italy to other EU Member States. In 2017, 1,062 asylum seekers (mostly Syrians and Iraqis) were relocated to Finland based on this agreement. Their asylum applications will be handled in the Finnish asylum process.

NATIONALITIES OF ASYLUM SEEKERS TOP 5 NATIONALITIES 2017



GENDER RATIO



ASYLUM SEEKERS IN 2017

	Total
Iraq	1 453
Syria	744
Eritrea	435
Afghanistan	420
Russian Federation	411
Somalia	130
Georgia	122
Turkey	113
Nigeria	103
Albania	102
TOP-10 nationalities total	4 033
Total all	5 046

ASYLUM SEEKERS IN 2016


	Total
Iraq	1 247
Afghanistan	757
Syria	602
Somalia	432
Eritrea	279
Russian Federation	193
India	182
Nigeria	169
Iran	153
Turkey	101
TOP-10 nationalities total	4 115
Total all	5 651

WHO WERE THE UNACCOMPANIED MINOR ASYLUM SEEKERS?

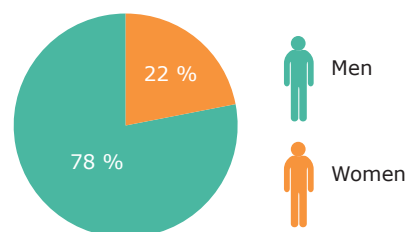
The term "unaccompanied minor asylum seeker" refers to a person who states that he/she is under 18 years of age and who enters the country either completely alone or with a person who is not his/her parent or guardian (or sufficient evidence of guardianship of the said person is not provided) in order to seek asylum.

The number of unaccompanied minor asylum seekers was 179 in 2017. This constitutes a considerable drop compared to 2016 when there were 401 applicants. The top countries of origin of unaccompanied minors in 2017 were Syria (38) Afghanistan (29) and Somalia (21).

UNACCOMPANIED MINOR ASYLUM SEEKERS TOP 5 NATIONALITIES IN 2017*



GENDER RATIO



UNACCOMPANIED MINOR ASYLUM SEEKERS IN 2017*

	Total
Syria	38
Afghanistan	29
Somalia	21
Algeria	12
Iraq	10
Morocco	9
Not known	7
Angola	5
Nigeria	4
Belarus	4
TOP-10 nationalities total	139
Total all	179

UNACCOMPANIED MINOR ASYLUM SEEKERS IN 2016

	Total
Afghanistan	109
Syria	97
Iraq	65
Somalia	41
Lebanon	9
Libya	5
Vietnam	5
Morocco	5
Eritrea	5
Gambia	4
TOP-10 nationalities total	345
Total all	401

Decisions made in the asylum process

In 2017, the Finnish Immigration Service made 9,418 decisions on asylum. The share of positive decisions of all decisions was 40% (34% including only asylum, subsidiary protection and humanitarian protection). The share of negative decisions

of all decisions was 42%. 1,064 decisions (11%) to dismiss the application were made in 2017 (these include Dublin-decisions*). The number of expired decisions was 574 (6% of all decisions).

ASYLUM DECISIONS 2017

	Positive				Negative			Non-examined applications			Total	Total all decisions	
	Asylum	Subsidiary protection	Other residence permits	Total	Rejected	Manifestly unfounded	Total	Annulment	Dublin	Receiv. prot. in EU stat			Other grounds
Iraq	1 048	230	152	1 430	2 154	134	2 288	234	35	4	346	385	4 337
Afghanistan	244	217	190	651	752	32	784	44	23	1	87	111	1 590
Syria	603	96	2	701	3	-	3	3	17	13	2	32	739
Somalia	106	79	29	214	241	2	243	5	22	14	27	63	525
Iran	104	7	50	161	126	1	127	9	17	-	9	26	323
Eritrea	222	-	1	223	-	-	-	2	4	1	-	5	230
Russian Federation	12	-	9	21	70	22	92	27	31	3	17	51	191
Stateless	90	17	20	127	14	3	17	2	2	-	1	3	149
Nigeria	1	-	42	43	21	9	30	7	31	2	30	63	143
Albania	-	-	2	2	5	66	71	23	-	-	7	7	103
TOP-10 total	2 430	646	497	3 573	3 386	269	3 655	356	182	38	526	746	8 330
Total all	2 528	704	552	3 784	3 554	442	3 996	574	400	57	607	1 064	9 418

ASYLUM DECISION UNACCOMPANIED MINORS 2017

In 2017, the number of decisions concerning unaccompanied minors was 278, of which 84% were positive.

	Positive				Negative		Non-examined applications		Total	Total all decisions
	Asylum	Subsidiary protection	Other residence permits	Total	Rejected	Total	Annulment	Dublin		
Afghanistan	7	58	43	108	6	6	4	5	5	123
Syria	41	7	-	48	-	-	-	-	-	48
Iraq	3	11	12	26	7	7	-	-	-	33
Somalia	3	11	6	20	6	6	-	-	-	26
Stateless	5	3	2	10	-	-	-	-	-	10
Iran	8	1	-	9	-	-	-	-	-	9
Angola	1	2	1	4	-	-	-	-	-	4
Morocco	-	-	1	1	-	-	2	1	1	4
The Ukraine	-	-	-	-	-	-	3	-	-	3
Algeria	-	-	-	-	-	-	2	-	-	2
TOP-10 total	68	93	65	226	19	19	11	6	6	262
Total all	71	94	68	233	20	20	19	6	6	278

* Includes decisions for unaccompanied minors relocated to Finland under the EU-agreement.

Source: Finnish Immigration Service

* <http://migri.fi/en/when-is-an-application-not-processed-in-finland->

Resettled (quota) refugees

Under the refugee quota, Finland accepts persons whom the United Nations High Commissioner for Refugees (UNHCR) has designated as refugees or other foreign nationals who are in need of international protection. Since 2001, the number of quota (resettled) refugees ac-

cepted in Finland has been 750 persons per year. In 2014 and 2015, an additional quota of 300 people was agreed on due to the crisis in Syria. The quota for 2016 and 2017 was again set at 750 persons. The quota was filled completely in 2017.

RESETTLED REFUGEES 2017

Syria
530

Democratic
Republic of the
Congo
120

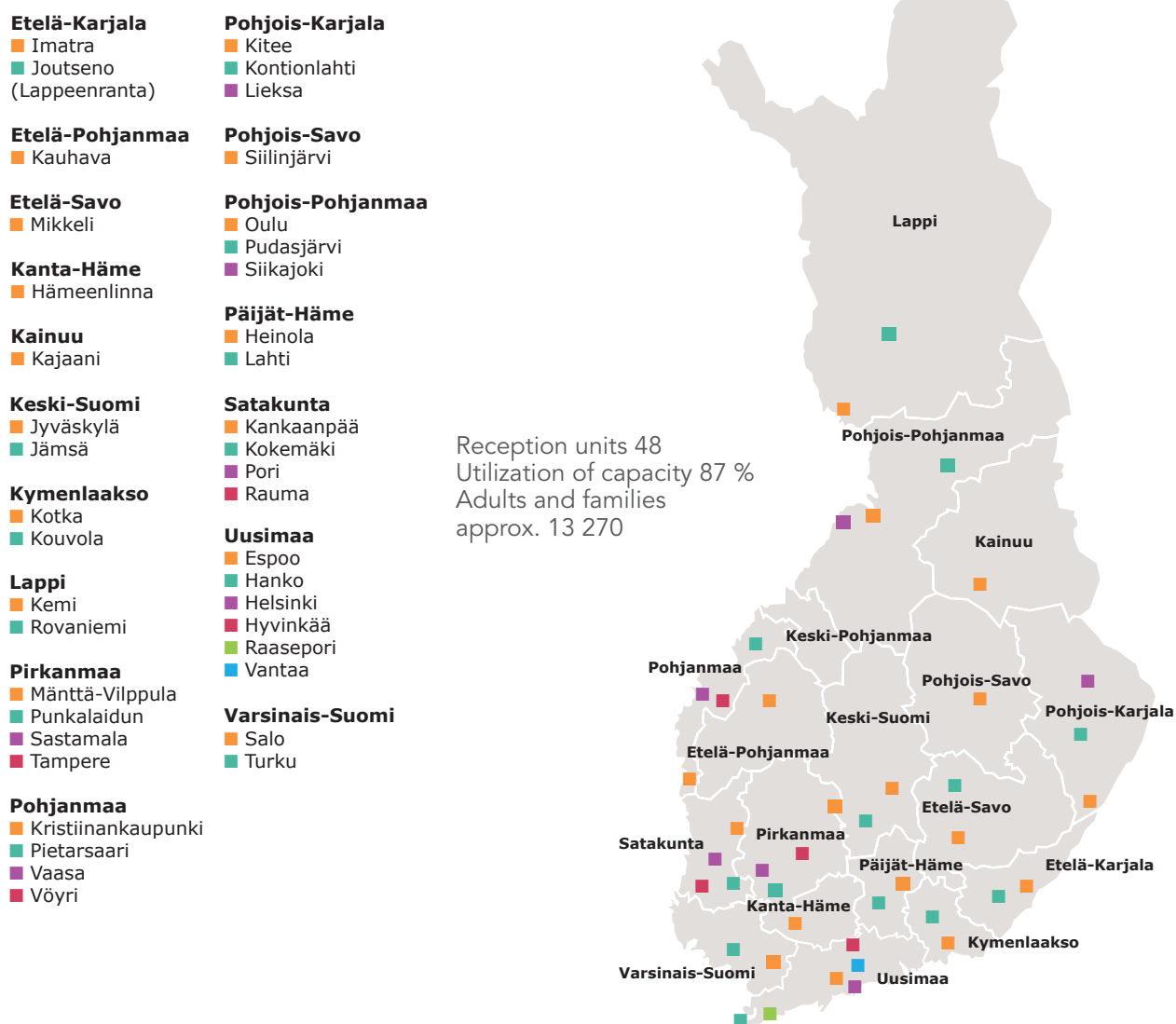
Emergencies
(different nationalities)
100



Reception of asylum seekers

On the 31st of December 2017 approx. 13,000 persons were registered in the reception system in a total of 48 reception facilities. (30th of December 2016: 19,000 persons, 118 reception facilities). The asylum applicants of 2015 are still visible in the number of clients in the reception system, although the reception capacity has constantly been adjusted and the amount of reception facilities has been decreased to a fourth compared to the situation at the end of 2015.

Reception centers for adults and families 31st of December 2017*



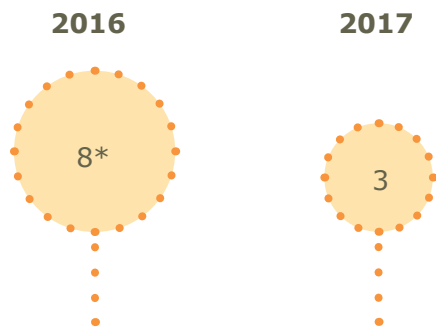
Trafficking in human beings

RESIDENCE PERMITS FOR VICTIMS OF TRAFFICKING IN HUMAN BEINGS

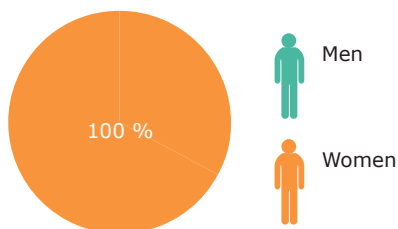
A first residence permit for a victim of human trafficking was granted to 3 persons in 2017 (2016: 12). A new fixed-term residence permit (permit extension) for victims of human trafficking was granted to 15 persons in 2017.

There were more cases, which contained indications of human trafficking, but some of them have either been granted international protection, a residence permit on other grounds or in some cases the conditions for a residence permit are not met. There are no reliable statistics available on these cases, as human trafficking does not constitute the main ground for the residence permit.

GRANTED FIRST RESIDENCE PERMITS FOR VICTIMS OF HUMAN TRAFFICKING



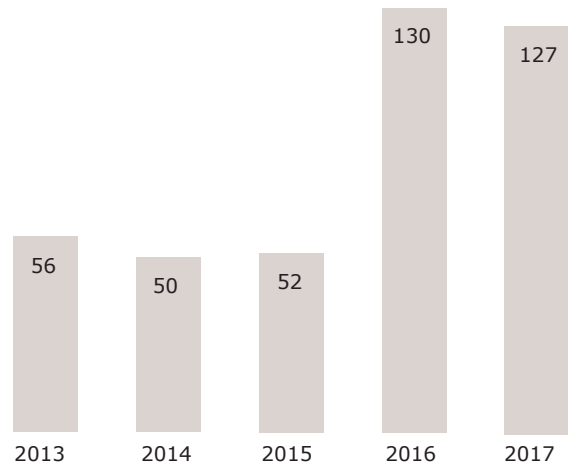
GENDER RATIO



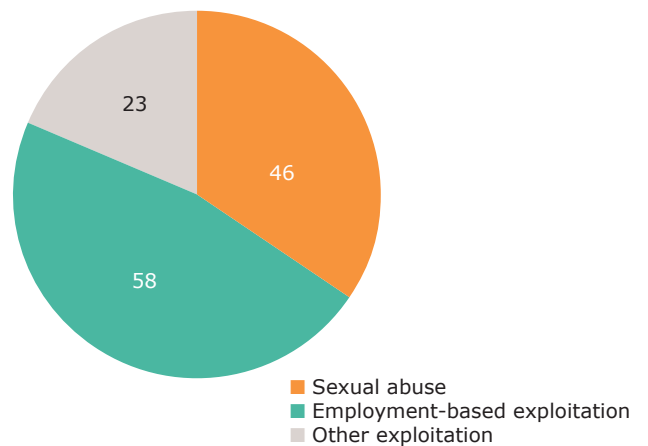
NATIONAL ASSISTANCE SYSTEM FOR VICTIMS OF TRAFFICKING IN HUMAN BEINGS

The National Assistance System for Victims of Trafficking in Human Beings operates as part of the Joutseno reception centre. The Assistance System maintains statistics on persons who have sought inclusion in the system and who have been admitted to the system. On the last day of 2017, the National Assistance System for Victims of Trafficking in Human Beings included 322 people. The number of new clients admitted to the Assistance System was 127 in 2017.

NEW CLIENTS IN THE ASSISTANCE SYSTEM



CLIENTS IN THE ASSISTANCE SYSTEM BASED ON THE TYPE OF VICTIMISATION IN 2017



Source: Finnish Immigration Service
 * Due to development of the statistics, the figure for 2016 has been updated compared to the statistics review for 2016.

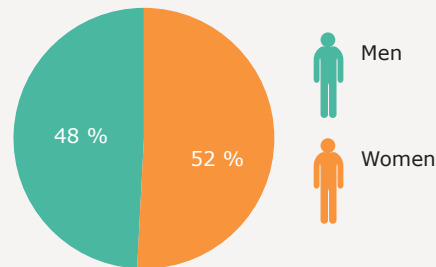
Source: Joutseno reception centre, The National Assistance System for Victims of Trafficking in Human Beings

Citizenship

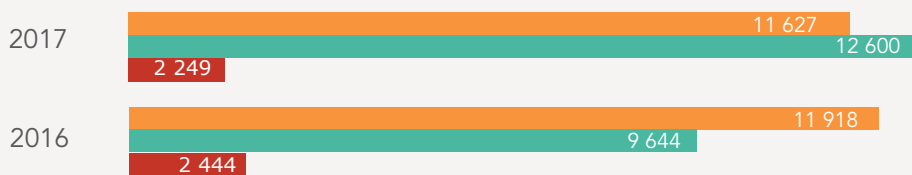
In 2017, a record number of 12,600 persons acquired Finnish citizenship. The number increased by almost 3,000 persons compared to 2016 (9,644). The number of citizenship applications and declarations was 11,627, which is almost the same amount as in 2016 (11,918). The relative number of negative decisions has decreased noticeably (17% in 2017 and 25% in 2016). A negative decision is most often due to insufficient knowledge of the Finnish or Swedish language.

11,918 citizenship applications and declarations were received in 2017.

GENDER RATIO



CITIZENSHIP APPLICATIONS AND DECLARATIONS AS WELL AS PERSONS GRANTED FINNISH CITIZENSHIP IN 2016-2017-2016



Citizenship application and declarations

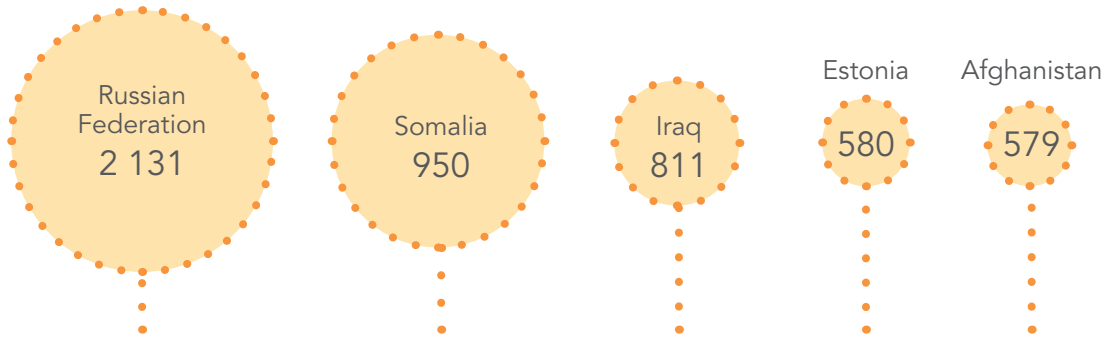


Persons granted Finnish citizenship

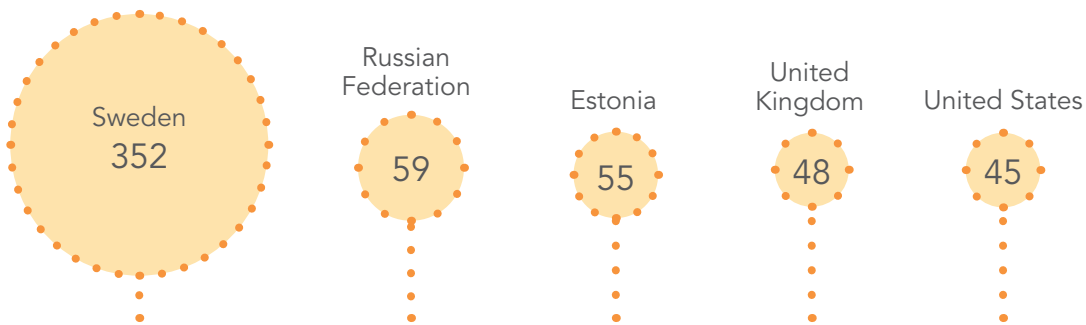


Negative decisions

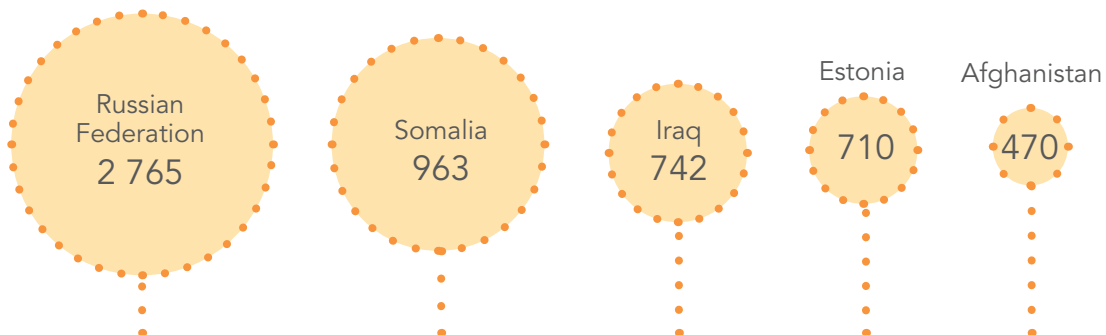
CITIZENSHIP APPLICATIONS TOP 5 NATIONALITIES IN 2017



CITIZENSHIP DECLARATIONS TOP 5 NATIONALITIES IN 2017



PERSONS WHO WERE GRANTED FINNISH CITIZENSHIP (BY APPLICATION AND DECLARATION) TOP 5 BY FORMER NATIONALITY IN 2017



Irregular migration and stay

IRREGULAR STAY

In the immigration glossary produced by the EMN network, the EMN Glossary, the Finnish translation of "irregular migration" means "immigration against the regulations". Among the Finnish authorities, a more common term "illegal entry" and "illegal stay".

The statistics on irregular stay has been developed and renewed by the authorities during the past year. The table below contains (according to the criteria by Eurostat on illegal stay) persons found staying or working without a valid permit either inland or at the external borders, as well as persons who have been found to reside irregularly without valid documents before applying for asylum in Finland. About 40% of these persons were exiting the Schengen area at the Finnish external border, which explains the fairly high numbers of Russian and Chinese nationals.

A large part of observed irregular stay is short-term by nature. In 2017 a total of 1,220 persons without valid residence documents applied for the first time asylum at the Police.

FOUND STAYING WITHOUT A VALID PERMIT TOP 10 NATIONALITIES IN 2017

Russian Federation	180
China	105
Iraq	60
The Ukraine	37
Nigeria	35
United States	32
Turkey	28
Vietnam	26
Stateless	25
Morocco	21
TOP-10 total	549
Total all	931

ILEGAL EMPLOYMENT

Illegal employment is a part of the grey economy, which is partly linked with irregular stay. Besides criminal activity, illegal employment is the only means for a person staying irregularly to gain subsistence. By using illegal employment, many companies can be competitive in the market and continue doing business in the grey economy. All illegally employed persons do not reside irregularly in the country, although the biggest nationalities are largely the same that are found to reside irregularly.

FOUND WORKING WITHOUT A WORK PERMIT TOP 10 NATIONALITIES 2017

Nigeria	20
Iraq	18
Stateless	15
The Ukraine	13
Russian Federation	13
Turkey	10
Kyrgyzstan	7
Bangladesh	5
Ghana	5
China	5
TOP-10 total	111
Total all	159

VIOLATING A PROHIBITION OF ENTRY

Criminal activity is often the cause for imposing a prohibition of entry (entry ban), which can be seen in the group who are violating the prohibition of entry as well.

FOUND TO BE VIOLATING A PROHIBITION OF ENTRY TOP 10 NATIONALITIES 2017

Estonia	324
Stateless	22
Gambia	19
Belarus	19
Romania	14
Russian Federation	9
Morocco	5
Sierra Leone	5
Mali	4
Sweden	4
TOP-10 total	425
Total all	443


Removal decisions and prohibitions of entry

REFUSAL OF ENTRY DECISIONS

Refusal of entry decisions may be made directly at the external border (returning) when the person does not meet the entry requirements or within the country on the grounds stipulated in the Aliens Act. The Police and border control authorities may decide on refusal of entry within three months of the alien's entry into the country. After that period, the Police or border control authorities must submit a proposal to the Finnish Immigration Service to the effect that the alien be refused entry or deported.

* The difference to the figures on the website of the Finnish Immigration Service is due to the inclusion in the statistical review of refusal of entry decisions given to a negative asylum decision.

REFUSAL OF ENTRY DECISIONS



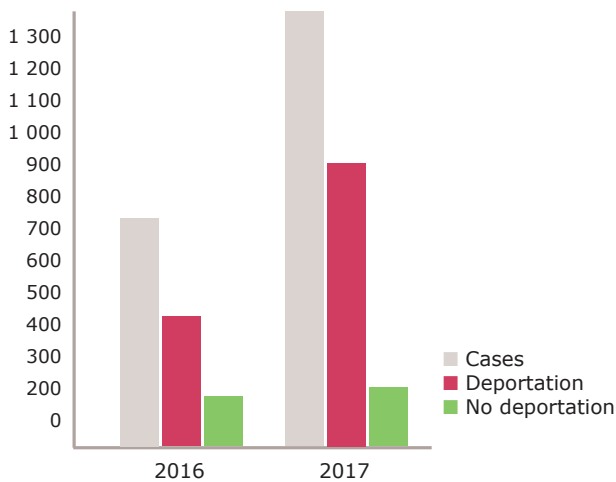
DEPORTATION CASES AND DECISIONS

When a foreign national has or has had a residence permit (the right of residence of an EU citizen has been registered / the EU citizen's family member has a residence card), and a decision is made to remove him/her from the country, he/she is subject to deportation. In 2017, a total of 1,391 deportation cases were opened in Finland. Of the proposed persons, 905 persons were de-

ported. The most common grounds for deportation in 2017 were that a new temporary residence permit could not be issued for the person or the previous permit had been revoked.

The reason for not issuing a permit or for revoking it was, for example, circumvention of the rules on entry or insufficient subsistence. Criminal grounds were the reason in 18% of the deportation cases.

DEPORTATION CASES AND DECISIONS IN 2016-2017



Source: Finnish Immigration Service

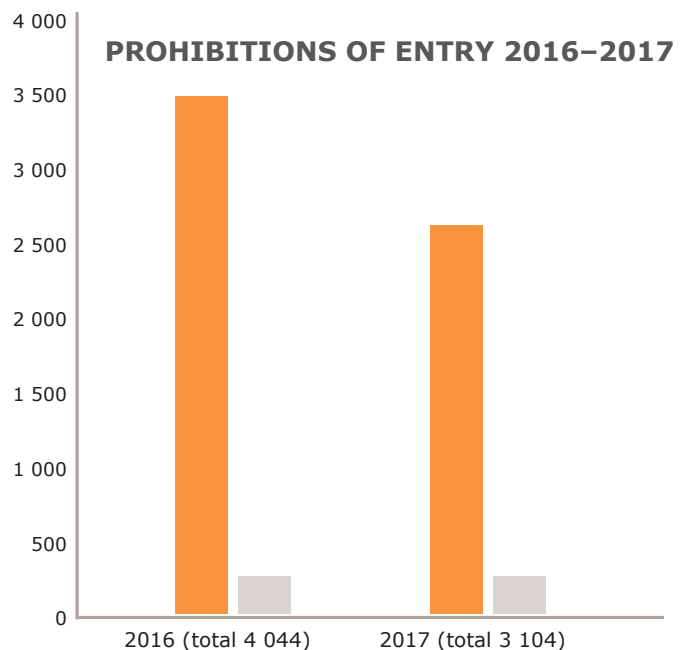
DECISIONS ON DEPORTATION CASES TOP 10 NATIONALITIES IN 2017

	No deportation	Deportation	Total
Iraq	60	129	189
Russian Federation	23	106	129
Somalia	10	93	103
The Philippines	1	69	70
Vietnam	5	54	59
The Ukraine	6	41	47
Nepal	7	39	46
Afghanistan	22	22	44
Iran	14	23	37
China	2	31	33
Top-10 total	150	607	757
Total all	229	905	1 134

PROHIBITIONS OF ENTRY

The Finnish Immigration Service, Police and Finnish Border Guard issue a prohibition of entry on a person usually in connection with decisions on refusal of entry and deportation. The cases may include circumvention of the rules of entry or involvement in crime (among others, drug and property crimes).

- Prohibition of entry relating to a refusal of entry decision
- Prohibition of entry relating to a deportation decision/lokielto



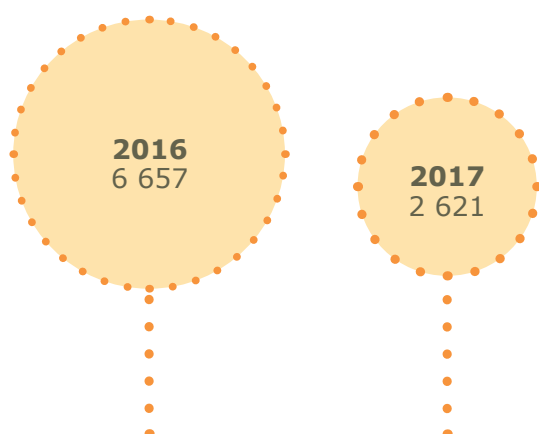
Source: Finnish Immigration Service, the Police, the Border Guard

Enforcement of removal from the country

In 2017, the Police removed a total of 2,621 persons from the country (2016: 6,657). Among them, a total of 556 were removed escorted. The high number of removals in 2016 was due to removing persons from the country who had received negative decisions on their asylum applications. The number of removals from the country has returned to the level of 2014 and 2015.

ENFORCEMENT OF REMOVAL FROM COUNTRY DECISIONS

Persons removed from the country by the Police, total



PERSONS REMOVED FROM THE COUNTRY TOP 10 NATIONALITIES 2017

Estonia	457
Russian Federation	275
Iraq	204
Romania	197
Gambia	96
The Ukraine	91
Nigeria	80
Afghanistan	78
Belarus	76
Turkey	67
Top-10 nationalities total	1 621
Total all	2 621

PERSONS REMOVED FROM THE COUNTRY TOP 10 DESTINATION COUNTRIES 2017

Estonia	619
Russian Federation	290
Iraq	154
Italy	150
Sweden	130
Romania	127
Turkey	81
Spain	72
The Ukraine	65
Afghanistan	55
Top-10 countries total	1 743
Total all	2 621

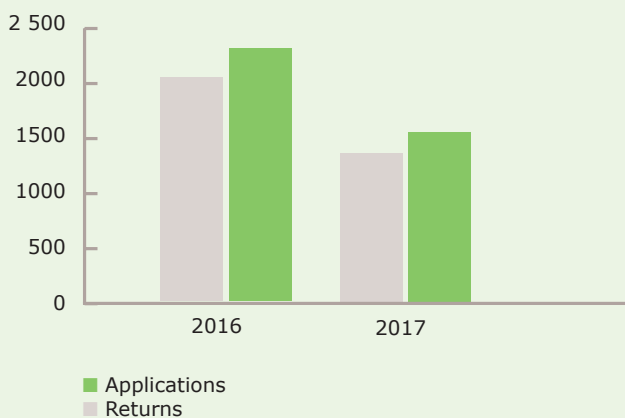
Assisted voluntary return

In 2017, 1,422 persons returned through assisted voluntary return. The number decreased by 600 persons compared to 2016 (634). 1,102 persons returned to Iraq in 2017. The impact of the large number of asylum seekers in 2015 can still be seen in these figures.

Finland has had project-based assisted voluntary return programmes in place since 2010. The programmes have been co-funded by the EU Return Fund. The Finnish Immigration Service is the responsible authority and the practical implementation is carried out by the International Organization for Migration, IOM, which continues as the service provider for arranging the returns.

Assisted voluntary return is a part of the duties of the Finnish Immigration Service and the reception facilities.

ASSISTED VOLUNTARY RETURN



RETURNS BY TOP 10 COUNTRIES OF RETURN IN 2017

Iraq	1 102
Albania	64
Afghanistan	47
Russian Federation	40
the Ukraine	37
Georgia	29
Macedonia	21
China	10
Turkey	9
Iran	8
Top-10 countries total	1 367
Total all	1 422

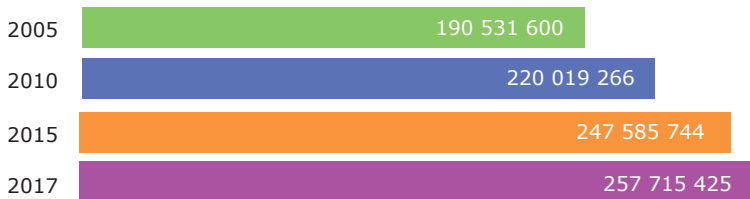


Global and EU-level statistics on migrants, refugees and immigration

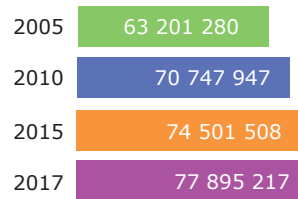
In order to celebrate the 10-year anniversary of the European Migration Network we have added some key figures on global migration, refugees and immigration to Europe during the last decade. These figures give a scale to global migration and put migration to Finland in context compared to the rest of Europe.

INTERNATIONAL MIGRANTS

Worldwide

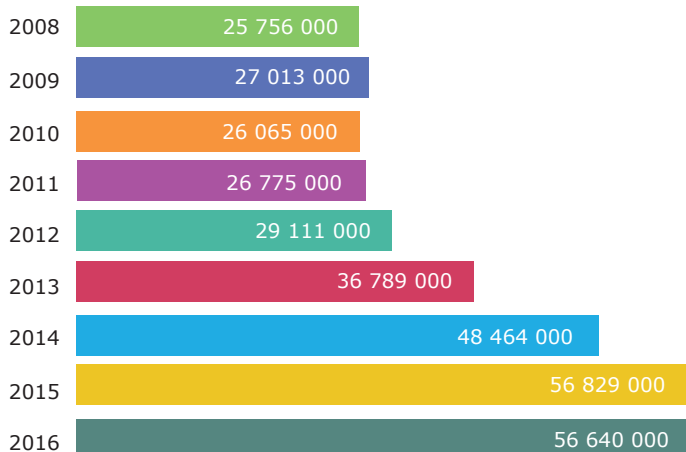


Europe

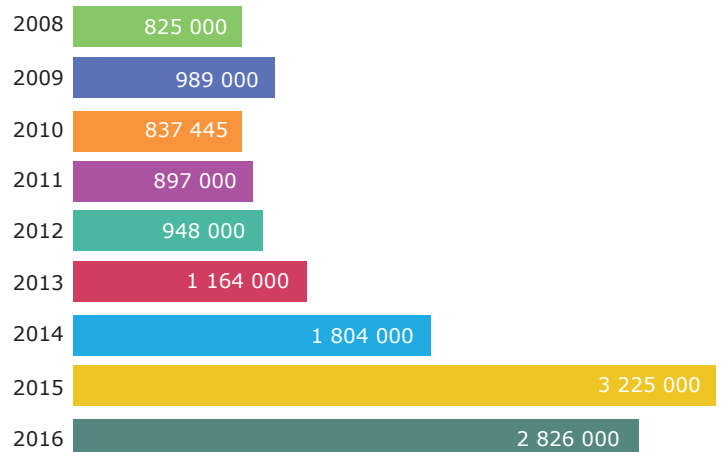


Source: UN-DESA

REFUGEES AND INTERNALLY DISPLACED PERSONS (IDPS)



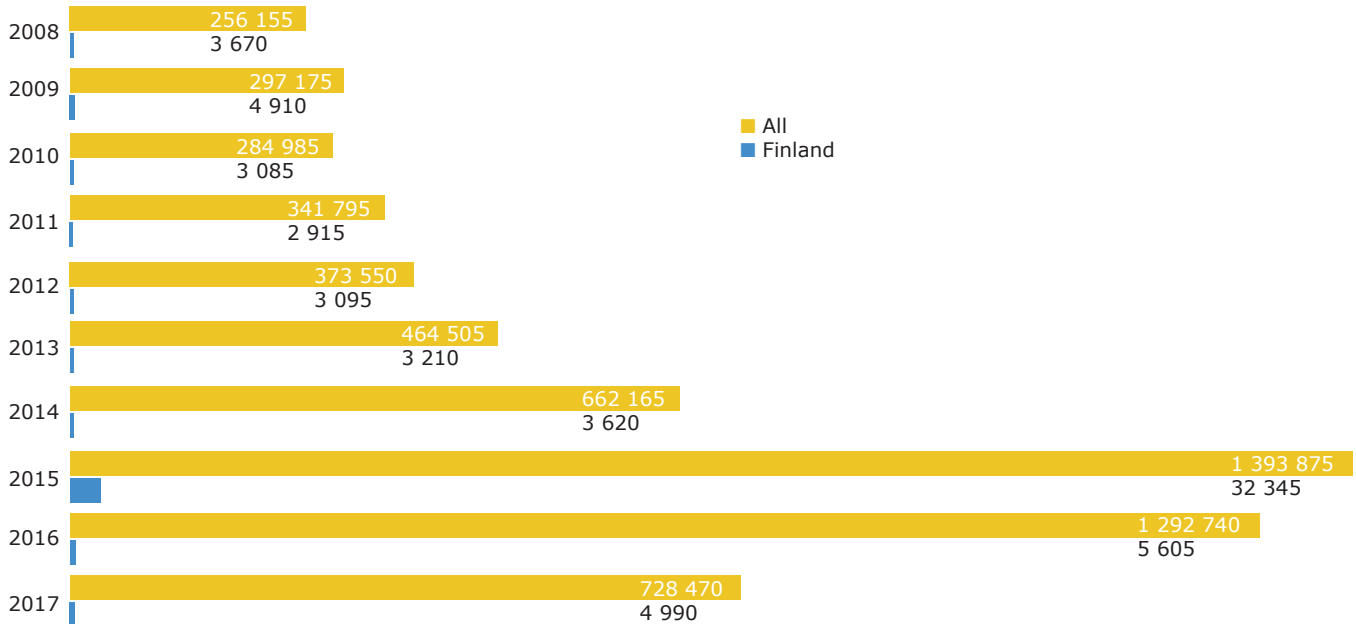
ASYLUM SEEKERS IN THE WORLD



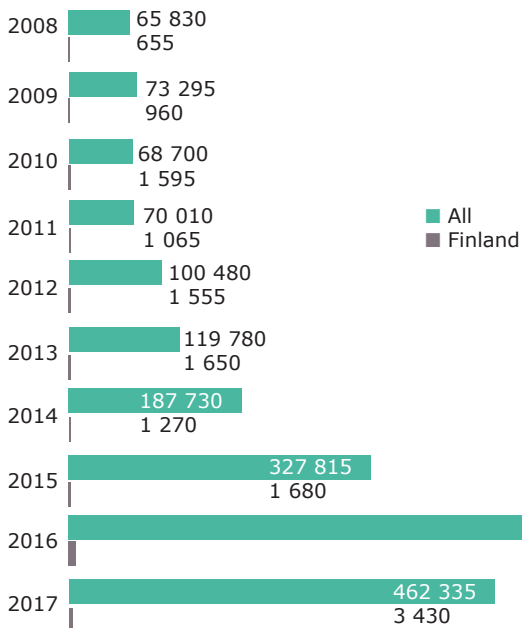
Source: UNHCR

INTERNATIONAL PROTECTION

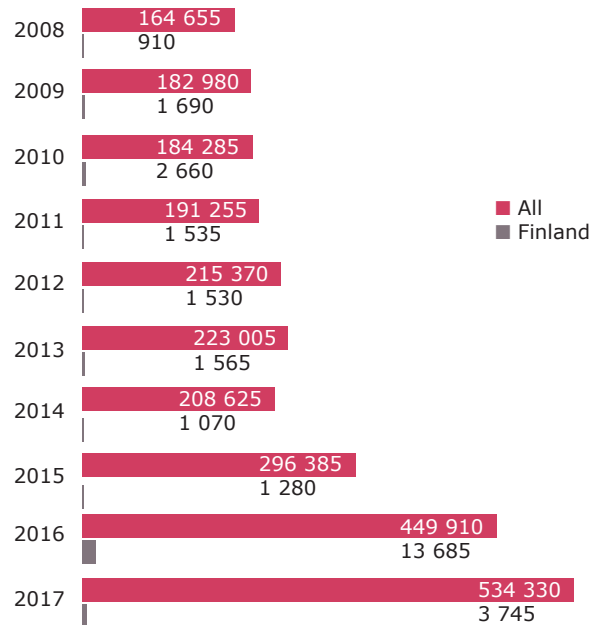
ASYLUM SEEKERS EU-28 (including Norway, Lichtenstein and Switzerland)



Positive decisions




Negative decisions



RESIDENCE PERMITS

GRANTED FIRST RESIDENCE PERMITS EU-28 (including Norway, Lichtensterin and Switzerland)



Family

	2008	2009	2010	2011	2012	2013	2014	2015	2016
All	684 924	661 608	774 519	719 365	671 055	671 572	680 388	760 231	779 957
Finland	7 170	6 643	6 706	7 397	7 180	7 909	8 043	7 682	7 833

Study

	2008	2009	2010	2011	2012	2013	2014	2015	2016
All	455 702	504 384	510 499	492 938	454 299	463 943	476 845	525 858	693 994
Finland	4 441	3 949	4 433	5 370	5 405	5 314	5 528	5 756	6 235

Employment

	2008	2009	2010	2011	2012	2013	2014	2015	2016
All	786 892	648 588	791 461	523 862	480 958	534 214	573 321	707 632	854 516
Finland	5 722	2 754	2 936	5 024	4 648	4 719	4 786	5 026	5 381

Other

	2008	2009	2010	2011	2012	2013	2014	2015	2016
All	607 153	530 223	396 539	440 679	490 311	686 722	595 423	628 301	1 029 885
Finland	4 540	4 688	5 135	2 439	3 030	3 180	3 195	3 333	9 343

Online statistics

Finnish Immigration Service | <http://tilastot.migri.fi/>

- Residence permit statistics
 - International protection statistics
 - Nationality statistics
 - Deportation statistics
 - Reception statistics
-

European Migration Network | <http://www.emn.fi/tilastoja> (in Finnish)

- Time series and trend statistics on residence permits and asylum seekers until 2013 (the publication Key Figures on Immigration contains comprehensive statistics since 2014, and since 2015 on the Finnish Immigration website: <http://tilastot.migri.fi/>)
-

Statistics Finland | http://www.stat.fi/tup/maahanmuutto/index_en.html

- Thematic pages on migration and integration
-

Eurostat | <http://ec.europa.eu/eurostat/data/database>

- Population, migration and asylum statistics from EU Member States
-