

KEY FIGURES ON IMMIGRATION 2018



Overall responsibility for the
publication:

European Migration Network
Finnish Immigration Service
P.O. BOX 10
00086 MAAHANMUUTTOVIRASTO

Tel. 0295 430 431
emn@migri.fi

ISBN 978-952-5920-85-7

2019

Design and layout: OSG Communications

Key figures on immigration 2018

| | |
|---|-----------|
| | |
| An overview of the first residence permits issued and registration of EU citizens..... | 4 |
| First residence permits issued by the Finnish Immigration Service, the distribution of issuance grounds, Top 10 nationalities | 6 |
| Work | 8 |
| Family..... | 10 |
| Study | 12 |
| Other grounds..... | 14 |
| Permanent residence permit | 16 |
| New fixed-term residence permits (permit extensions) | 17 |
| Registration of the right of residence of an EU citizen and family members | 18 |
| How many people sought asylum in Finland? | 20 |
| Decisions made in the asylum process | 22 |
| Resettled refugees..... | 23 |
| Reception of asylum seekers | 24 |
| Trafficking in human beings | 25 |
| Citizenship | 26 |
| Irregular migration | 28 |
| Removal decisions and prohibitions of entry | 30 |
| Enforcement of removal | 32 |
| Assisted voluntary return..... | 33 |
| Global and EU-level statistics on migrants, refugees and immigration | 34 |
| | |

The Finnish National Contact Point of the European Migration Network (EMN) has compiled this statistical review from the statistics of the Finnish Immigration Service, Police and Finnish Border Guard as well as the International Organization for Migration (IOM). In addition, the EMN :

has produced the annual report on migration, which covers all aspects of migration and asylum in Finland in 2018. The report offers advanced information on phenomena, which this statistical review discusses in the light of figures.

The statistical review is primarily based on official statistics published or to be published by the authorities.

The Finnish National Contact Point of the EMN is responsible for matters related to compiling and presenting the statistics.

Overview 2018

The figure includes the first residence permits issued by the Finnish Immigration Service to third country nationals as well as the registration of the right of residence of EU citizens and family members. The largest group is third country nationals arriving on the basis of family ties, a total of 9,009 persons. The number of EU citizens and their family members registered was 8,749.

FAMILY

9 009



REGISTRATION OF
EU-CITIZENS

8 749



EMPLOYMENT

7 687



STUDY

5 202



INTERNATIONAL
PROTECTION

2 740



RESETTLED
REFUGEES

750




OTHER

270

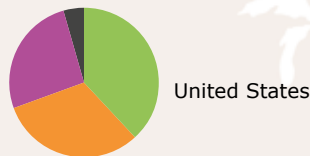


34 407



First residence permits issued, Top 10 nationalities by grounds for issuance

The map indicates the Top 10 countries to whose citizens the Finnish Immigration Service issued the highest number of first residence permits in 2018. The graphs show the division of the grounds for issuance of residence permits per nationality.*

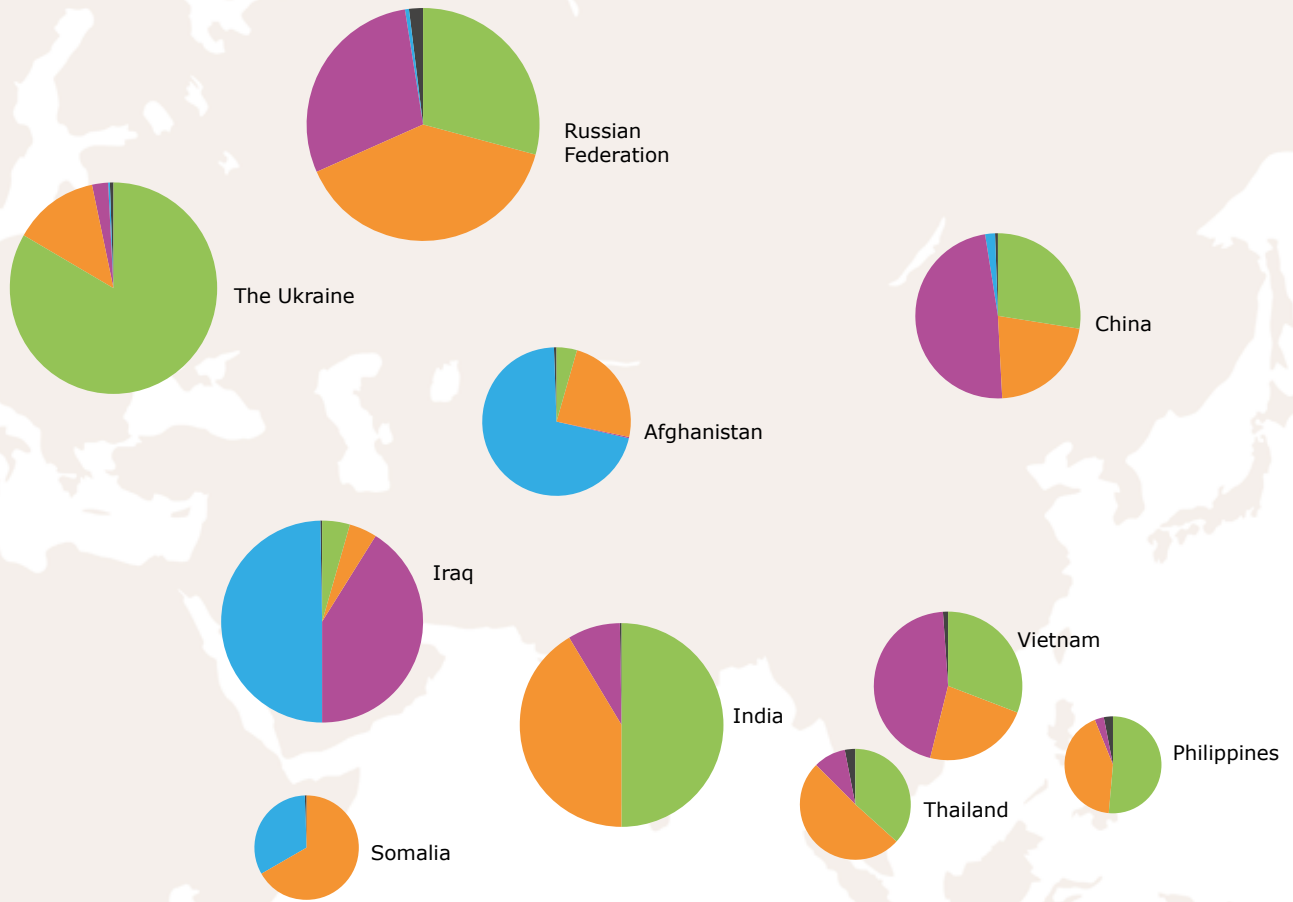


AN OVERVIEW OF IMMIGRATION 2018

- Employment
- Family
- Study
- International protection
- Other



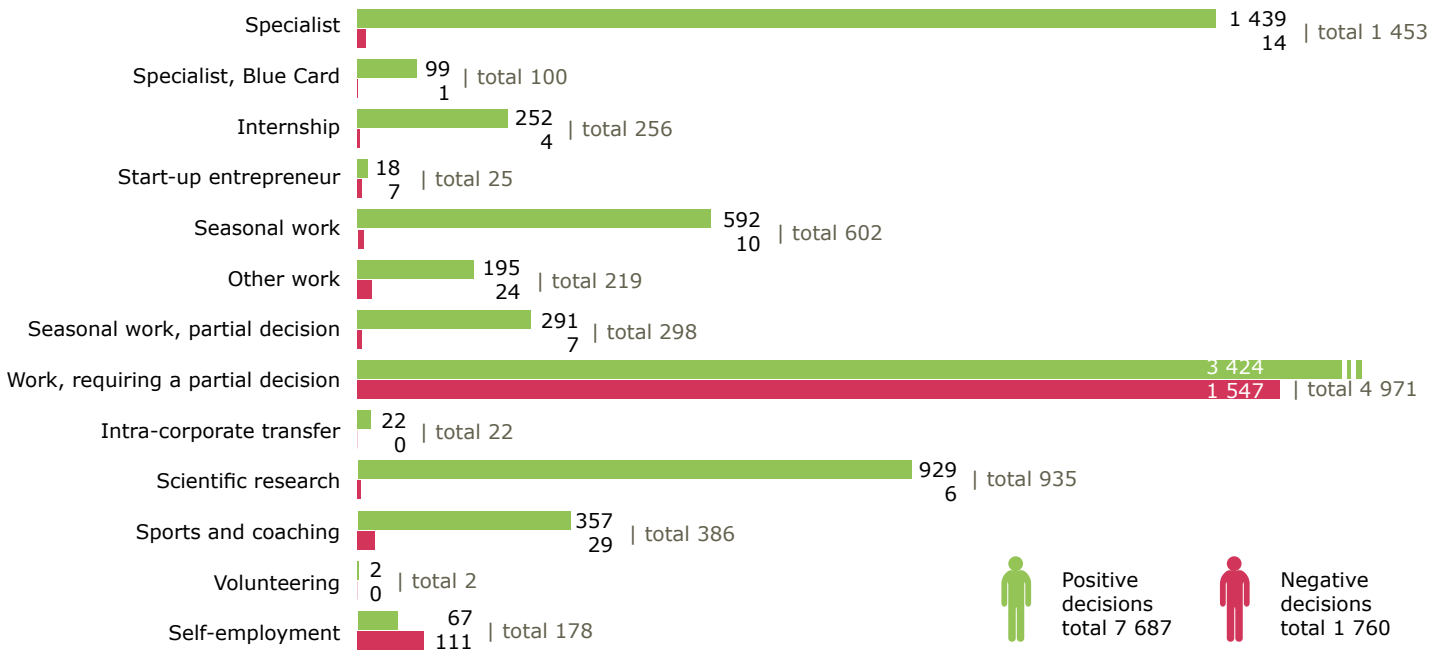
* Grounds in the graphs: employment, family, study, international protection and other. The category other includes the grounds: adoption, au pair, victim of human trafficking, and other grounds.



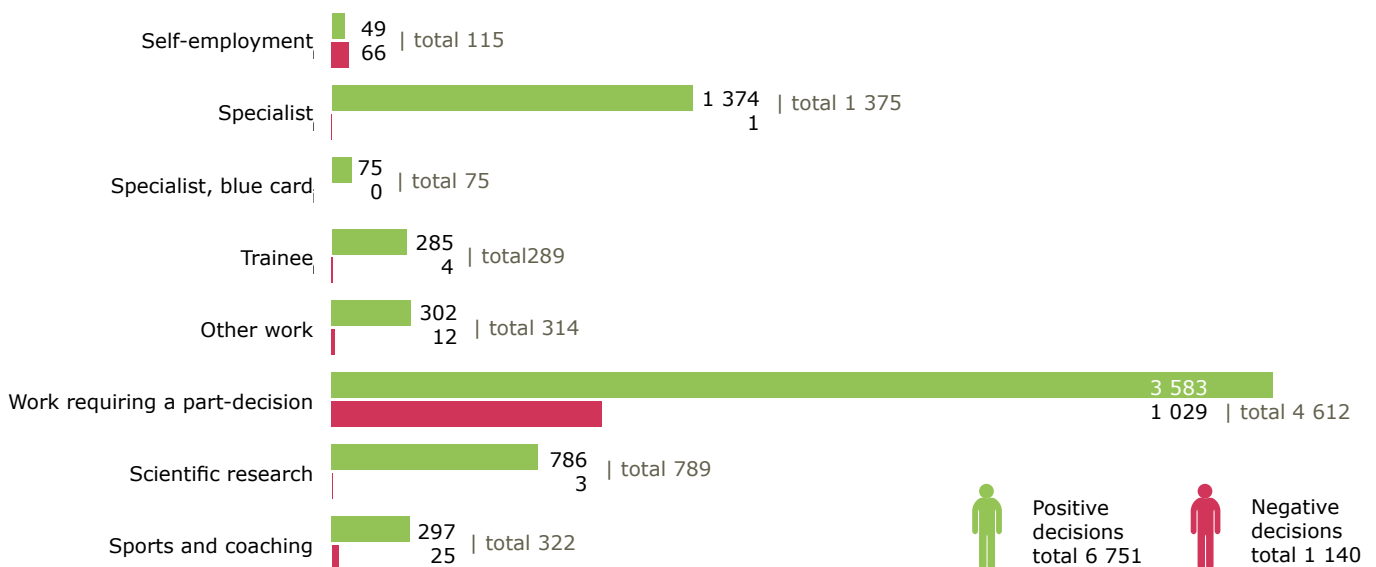
Who came to work?

In 2018, the Finnish Immigration Service issued 7,687 first residence permits on the grounds of employment. The share of positive decisions was 81%. The number of negative decisions was 1,760 (19%). Compared to 2017, the total number of residence permits issued grew by 936 permits. The residence permit for an employed person (in the table, employment requiring a preliminary

DECISIONS ON FIRST RESIDENCE PERMITS FOR EMPLOYMENT 2018



DECISIONS ON FIRST RESIDENCE PERMITS FOR EMPLOYMENT 2017



decision) is a residence permit issued on the grounds of employment, which entitles the holder to work in the field stated in the permit or, alternatively, for a certain employer. The permit must be applied for when employment is not possible on the basis of another residence permit. A residence permit for an employed person is subject to two-phase consideration:

1. First, the Employment and Economic Development Office considers the employment and subsistence requirements of the permit in its preliminary decision, in other words, makes a judgment concerning employment and subsistence.
2. Thereafter, the Finnish Immigration Service issues the first residence permit for an employed person, unless there are statutory reasons for not issuing the permit.

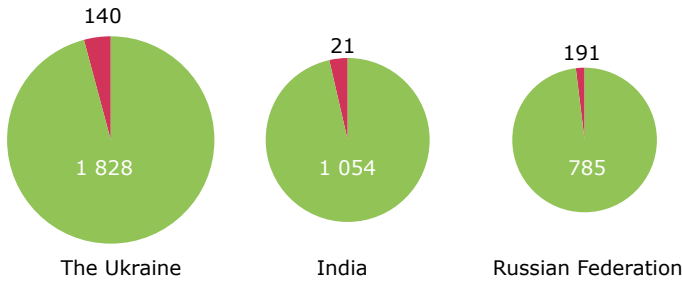
In 2018, five new residence permit categories on the grounds of employment were instated in Finland: self-employment, start-up entrepreneur, seasonal work, seasonal work requiring a partial decision and intra-corporate transfer. The categories of seasonal work and intra-corporate transfer

are based on EU Directives. The previous category of residence permit for a self-employed person is substituted by the categories of self-employment and start-up entrepreneur. In order to be granted a residence permit for a start-up entrepreneur, the applicant has to prove that the business model of the company has the potential for rapid international growth. Before applying for the residence permit, the applicant needs to get an assessment of the business model from Business Finland.

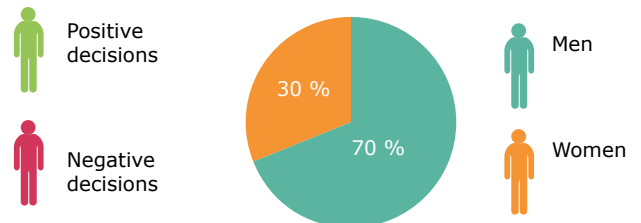
In addition to a residence permit for an employed person, a foreign national can work in Finland on another residence permit issued on the grounds of employment, for example, as a specialist, researcher, trainee, etc. In cases like this, the application decision is made by the Finnish Immigration Service without a preliminary decision by the Employment and Economic Development Office and labour policy-based consideration.

The largest groups among the Top 10 nationalities are nationals of the Ukraine (1,828 positive decisions), Indians (1,054 positive decisions) and Russians (785 positive decisions).

TOP-3 NATIONALITIES IN 2018



GENDER RATIO



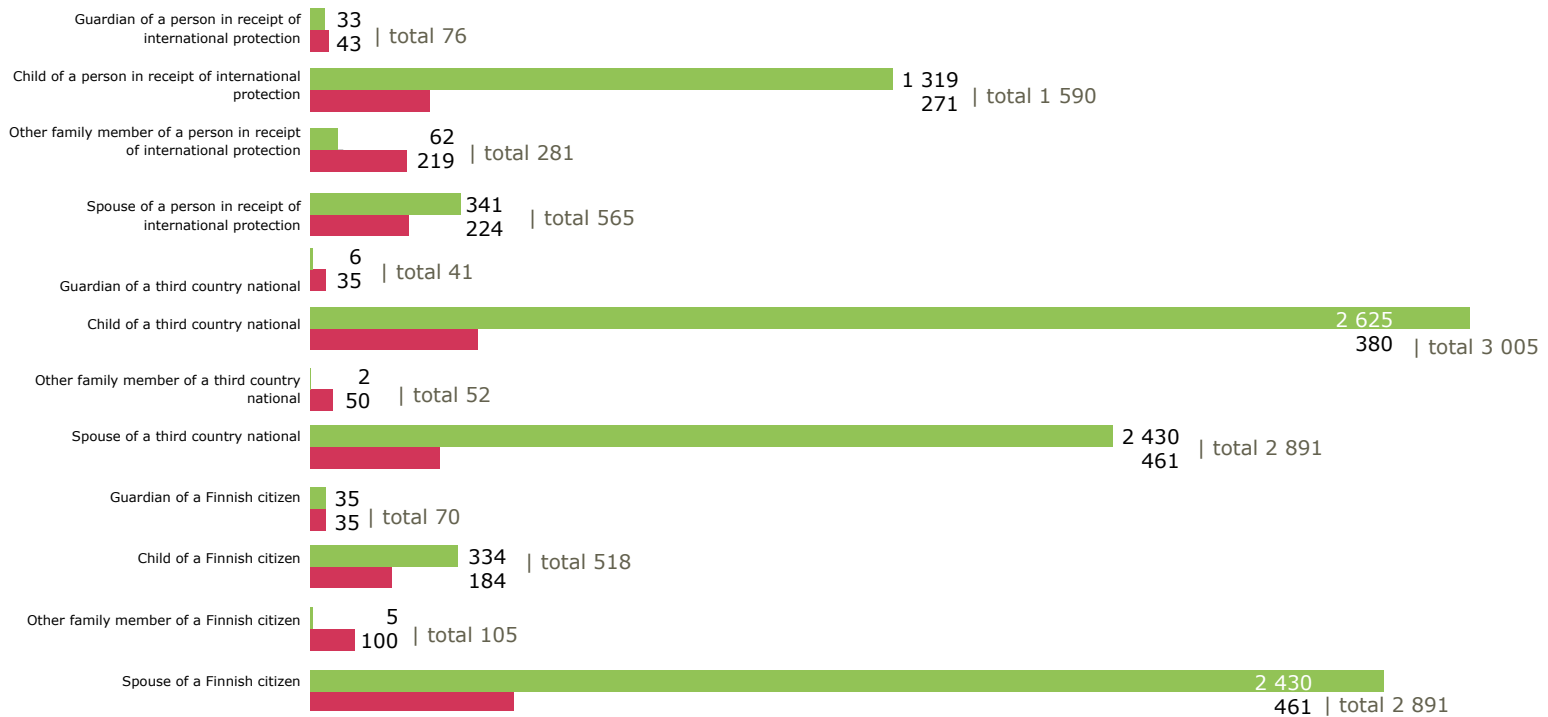
| 2018 | Positive | Negative | Total |
|--------------------|--------------|-------------|--------------|
| The Ukraine | 1828 | 140 | 1968 |
| India | 1054 | 21 | 1075 |
| Russian Federation | 785 | 191 | 976 |
| Kina | 505 | 77 | 582 |
| The Philippines | 314 | 86 | 400 |
| United States | 357 | 28 | 385 |
| Vietnam | 286 | 88 | 374 |
| Uzbekistan | 244 | 103 | 347 |
| Thailand | 261 | 42 | 303 |
| Kosovo | 122 | 102 | 224 |
| Top-10 total | 5 756 | 878 | 6 634 |
| Total all | 7 687 | 1760 | 9 447 |

Source: Finnish Immigration Service

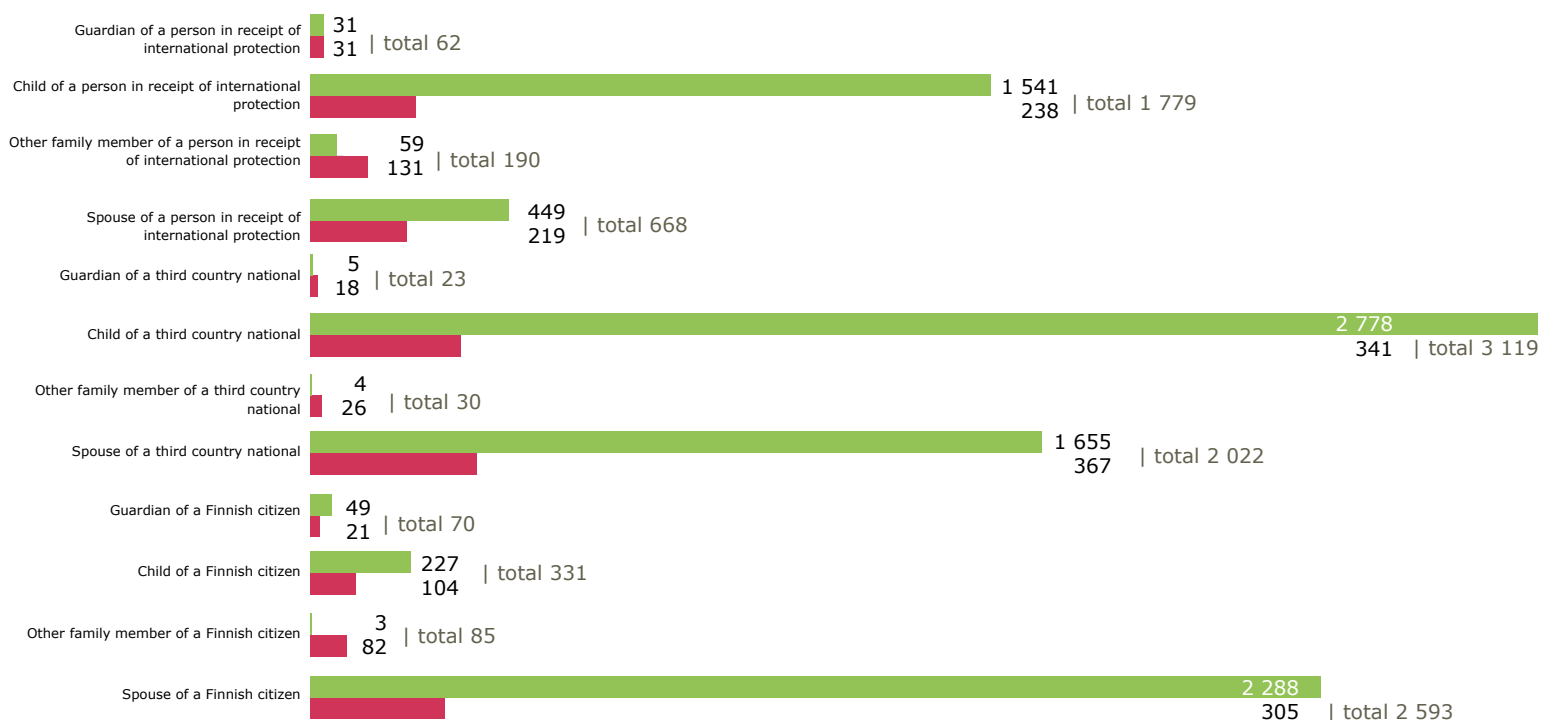
Who was issued a residence permit on the basis of family ties?

Immigration on the basis of family ties accounted for the largest part of legal immigration to Finland in 2018. A total of 9,009 applicants were issued a first residence permit on the basis of family ties by the Finnish Immigration Service. The number remained stable compared to 2017 (9,089).

DECISIONS ON FIRST RESIDENCE PERMITS BASED ON FAMILY TIES 2018



DECISIONS ON FIRST RESIDENCE PERMITS BASED ON FAMILY TIES 2017



Of these, 2,804 were applicants considered to be family members of Finnish citizens. Family members of persons that have been granted international protection were issued with a total of 1,755 residence permits and family members of other foreign nationals were issued 4,450 residence permits altogether.

In accordance with the Aliens Act, family members of foreign nationals living in Finland and Finnish citizens are:

- spouse
- registered partner
- cohabitation partner (a requirement of living together for two years unless the couple has a child in joint custody)
- unmarried child under 18 years of age under the care and custody of the person living in Finland
- guardian, if the person living in Finland is under 18 years old.

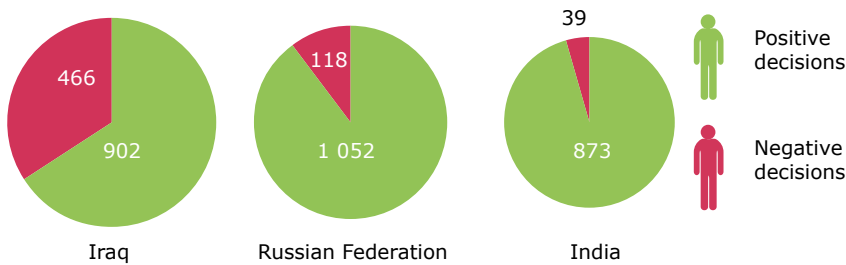
The statistics on residence permit applications based on family ties also include applicants outside the core family, other relatives, for example the parents and siblings of an adult.

The top nationalities to which residence permits were issued on the basis of family ties were Russia (1,052), Iraq (902) and India (873).

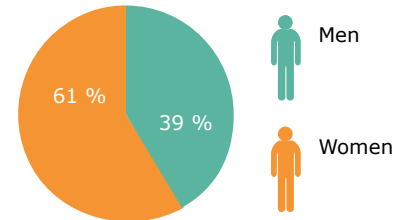
Reasons for negative decisions on family ties include:

- the family tie cannot be corroborated / it is not real
- a marriage is not real (a marriage of convenience)
- a guardianship between a child and a parent is not valid / the guardianship is not de facto
- the requirements of a foster child relationship are not met
- subsistence is not secured
- the general requirements for obtaining a residence permit are not met.

TOP 3 NATIONALITIES 2018



GENDER RATIO, GRANTED RESIDENCE PERMITS




DECISIONS ON THE BASIS OF FAMILY TIES TOP 10 NATIONALITIES 2018

| 2018 | Positive | Negative | Total |
|----------------------------|--------------|--------------|---------------|
| Iraq | 902 | 466 | 1 368 |
| Russian Federation | 1 052 | 118 | 1 170 |
| India | 873 | 39 | 912 |
| Somalia | 469 | 225 | 694 |
| Thailand | 359 | 84 | 443 |
| China | 396 | 44 | 440 |
| Afghanistan | 220 | 190 | 410 |
| Syria | 270 | 107 | 377 |
| The Ukraine | 294 | 42 | 336 |
| United States | 292 | 25 | 317 |
| Top-10 nationalities total | 5 127 | 1 340 | 6 467 |
| Total all | 9 009 | 2 296 | 11 305 |

How many came to study?

The Finnish Immigration Service issued 5,202 first student's residence permits to students from third countries in 2018. The number was almost the same as in 2017 (5,194). A total of 573 applicants (10%) received a negative decision on their student's residence permit application. A negative decision usually results from irregularities concerning subsistence. Most student's residence permits were issued to Chinese (883), Russians (783) and Vietnamese (418) applicants.

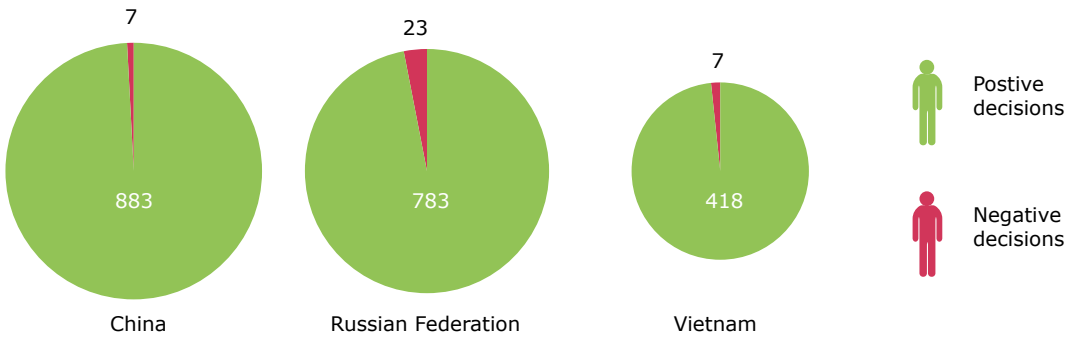
DECISIONS ON FIRST RESIDENCE PERMITS BASED ON STUDIES 2018



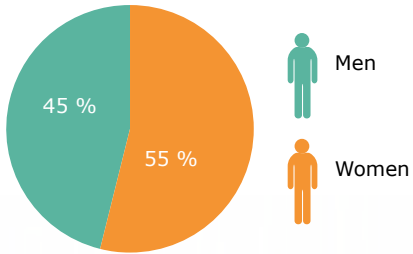
DECISIONS ON FIRST RESIDENCE PERMITS BASED ON STUDIES TOP 10 NATIONALITIES 2018

| 2018 | Positive | Negative | Total |
|--------------------|--------------|------------|--------------|
| China | 883 | 7 | 890 |
| Russian Federation | 783 | 23 | 806 |
| Vietnam | 418 | 7 | 425 |
| Republic of Korea | 301 | 2 | 303 |
| United States | 245 | 13 | 258 |
| Bangladesh | 182 | 67 | 249 |
| Japan | 240 | 3 | 243 |
| India | 177 | 65 | 242 |
| Turkey | 175 | 6 | 181 |
| Pakistan | 102 | 64 | 166 |
| Top-10 total | 3 506 | 257 | 3 763 |
| Total all | 5 202 | 649 | 5 851 |

DECISIONS ON FIRST RESIDENCE PERMITS FOR STUDIES 2018



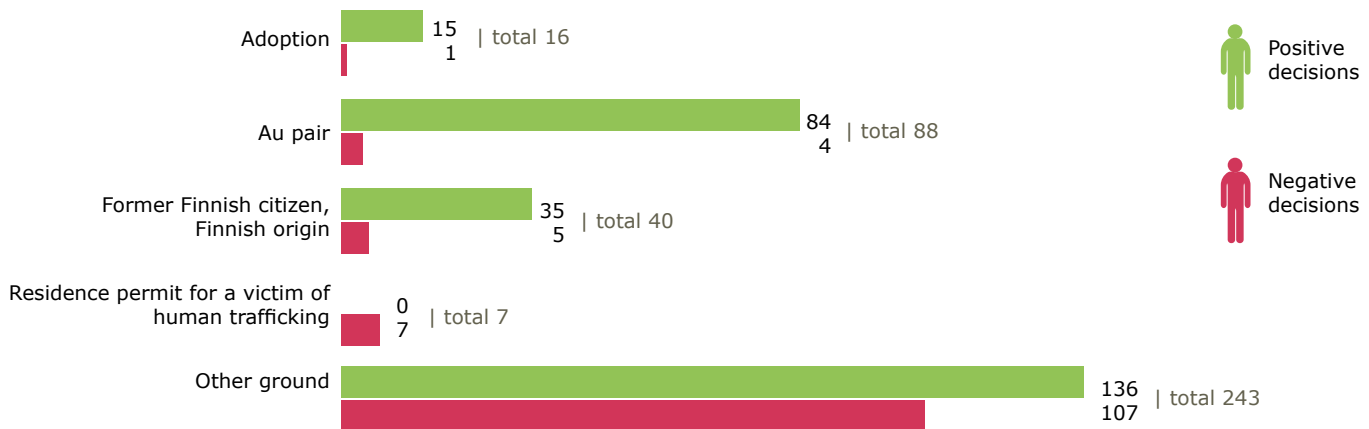
GENDER RATIO, GRANTED RESIDENCE PERMITS



Other grounds

- 270 residence permits were issued to Finland on other grounds in 2018. This category includes:
- adoption, au pair, former Finnish citizen/Finnish ancestry, residence permit for a victim of human trafficking and other grounds.

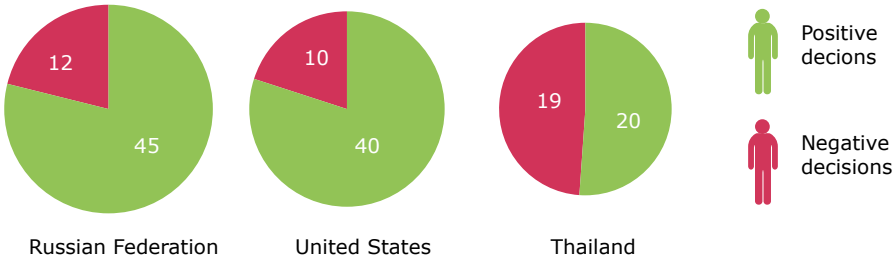
DECISIONS ON FIRST RESIDENCE PERMITS BASED ON OTHER GROUNDS 2018



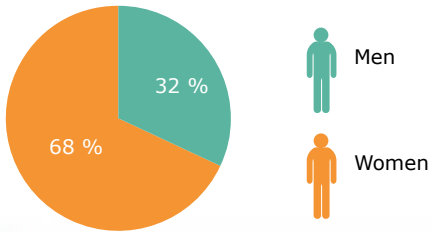
DECISIONS ON FIRST RESIDENCE PERMITS BASED ON OTHER GROUNDS TOP 10 NATIONALITIES 2018

| 2018 | Positive | Negative | Total |
|--------------------|------------|------------|------------|
| Russian Federation | 45 | 12 | 57 |
| United States | 40 | 10 | 50 |
| Thailand | 20 | 19 | 39 |
| The Philippines | 18 | 6 | 24 |
| Brazil | 11 | 7 | 18 |
| The Ukraine | 10 | 3 | 13 |
| Iraq | 6 | 7 | 13 |
| Canada | 9 | 1 | 10 |
| China | 7 | 3 | 10 |
| Nigeria | 5 | 4 | 9 |
| Top-10 total | 171 | 72 | 243 |
| Total all | 270 | 124 | 394 |

DECISIONS ON RESIDENCE PERMITS ON OTHER GROUNDS 2018



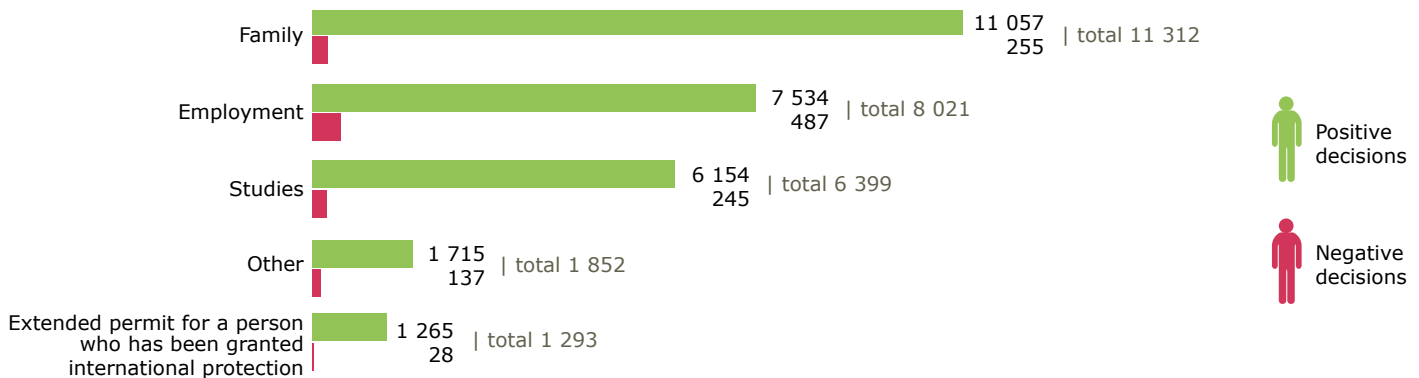
GENDER RATIO, GRANTED RESIDENCE PERMITS



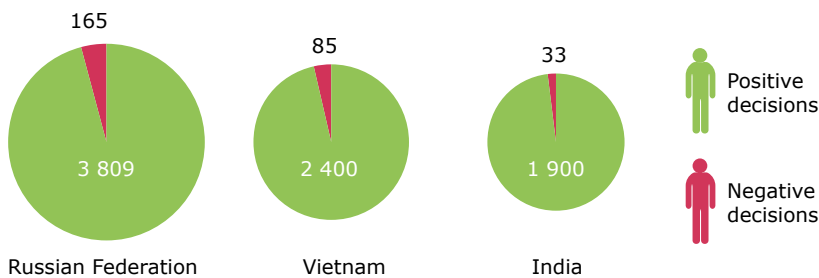
New fixed-term residence permits (permit extensions)

In 2018 the Finnish Immigration Service issued 27,725 new fixed-term residence permits (permit extension) to a foreign nationals residing in Finland. The number decreased by 1,200 residence permits compared to 2017. A new fixed-term residence permit based on family ties was the most common ground with over 11,000 issued permits. A permit is extended for a maximum of four years.

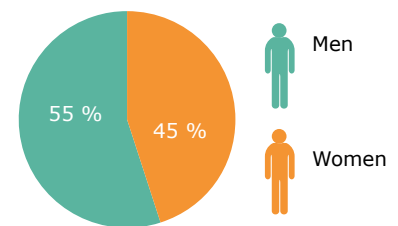
DECISIONS NEW FIXED TERM RESIDENCE PERMITS (PERMIT EXTENSIONS) 2018



DECISIONS TOP 3 NATIONALITIES 2018



GENDER RATIO, GRANTED RESIDENCE PERMITS



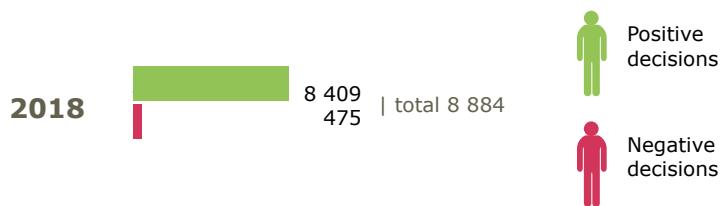
DECISIONS TOP 10 NATIONALITIES 2018

| 2018 | Positive | Negative | Total |
|--------------------|---------------|--------------|---------------|
| Russian Federation | 3 809 | 165 | 3 974 |
| Vietnam | 2 400 | 85 | 2 485 |
| India | 1 900 | 33 | 1 933 |
| China | 1 782 | 60 | 1 842 |
| Iraq | 1 578 | 85 | 1 663 |
| The Ukraine | 1 115 | 69 | 1 184 |
| Afghanistan | 1 137 | 46 | 1 183 |
| Nepal | 1 069 | 37 | 1 106 |
| Syria | 1 004 | 14 | 1 018 |
| Pakistan | 765 | 23 | 788 |
| Top-10 total | 16 559 | 617 | 17 176 |
| Total all | 27 725 | 1 152 | 28 877 |

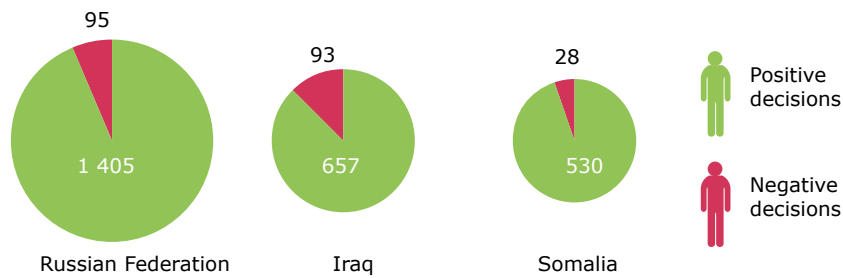
Permanent residence permit

- ⋮ A permanent residence permit is valid until further notice. A permanent residence permit can be issued when you have lived in Finland continuously for four years with a continuous residence permit and the requirements for granting a continuous residence permit still exist.

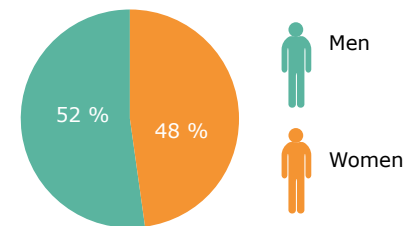
DECISIONS ON PERMANENT RESIDENCE PERMITS 2018



DECISIONS ON PERMANENT RESIDENCE PERMITS TOP 3 NATIONALITIES 2018



GENDER RATIO, GRANTED RESIDENCE PERMITS



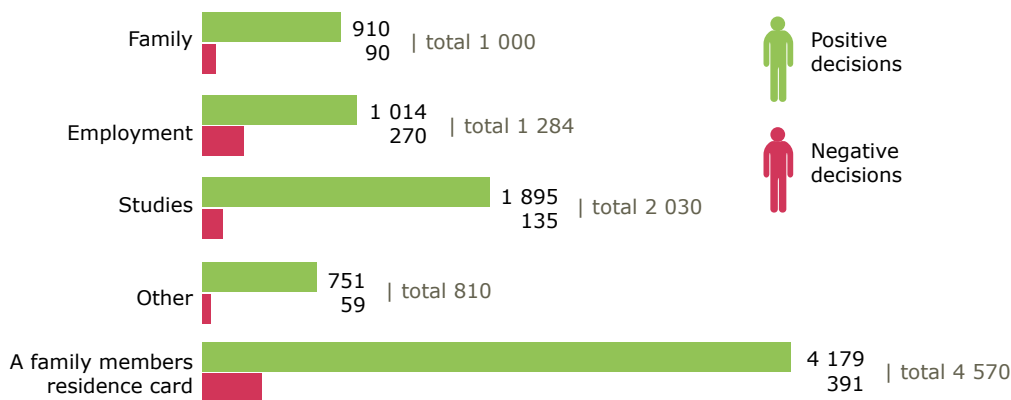
DECISIONS ON PERMANENT RESIDENCE PERMITS TOP 10 NATIONALITIES 2018

| 2018 | Positive | Negative | Total |
|--------------------|--------------|------------|--------------|
| Russian Federation | 1 405 | 95 | 1 500 |
| Iraq | 657 | 93 | 750 |
| Somalia | 530 | 28 | 558 |
| Thailand | 504 | 10 | 514 |
| China | 454 | 18 | 472 |
| Afghanistan | 326 | 13 | 339 |
| The Philippines | 330 | 2 | 332 |
| India | 304 | 7 | 311 |
| Turkey | 264 | 33 | 297 |
| Kosovo | 270 | 4 | 274 |
| Top-10 total | 5 044 | 303 | 5 347 |
| Total all | 8 409 | 475 | 8 884 |

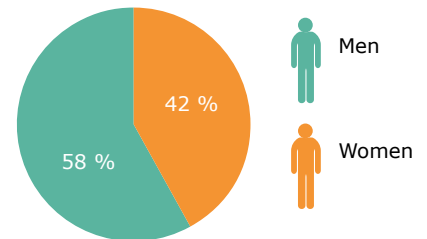
Registration of the right of residence of an EU citizen and family members

The Finnish Immigration Service registers the right of residence of EU citizens and issues residence cards to the family members of EU citizens. A residence card is issued to an EU citizen's family member who is not an EU citizen. The number of registrations of rights of residence of EU citizens increased by 1,000 registrations compared to 2017. The largest group for whom registrations were performed in 2018 continued to be Estonians (2,070). The rest of the top-5 consisted of Germany (638), Romania (618), United Kingdom (593) and France (499). The registration of UK citizens increased by almost 200 persons compared to 2017.

REGISTRATION OF THE RIGHT OF RESIDENCE OF AN EU CITIZEN 2018



GENDER RATIO



REGISTRATION OF THE RIGHT OF RESIDENCE OF AN EU CITIZEN TOP 10 NATIONALITIES 2018

| 2018 | Positive | Negative | Total |
|------------------|--------------|------------|--------------|
| Estonia | 2 070 | 247 | 2 317 |
| Germany | 638 | 84 | 722 |
| Romania | 618 | 45 | 663 |
| United Kingdom | 593 | 40 | 633 |
| France | 499 | 92 | 591 |
| Spain | 443 | 49 | 492 |
| Poland | 456 | 32 | 488 |
| Italy | 409 | 40 | 449 |
| Latvia | 407 | 39 | 446 |
| Bulgaria | 291 | 39 | 330 |
| Top-10 total | 6 424 | 707 | 7 131 |
| Total all | 8 749 | 945 | 9 694 |



How many people sought asylum in Finland?

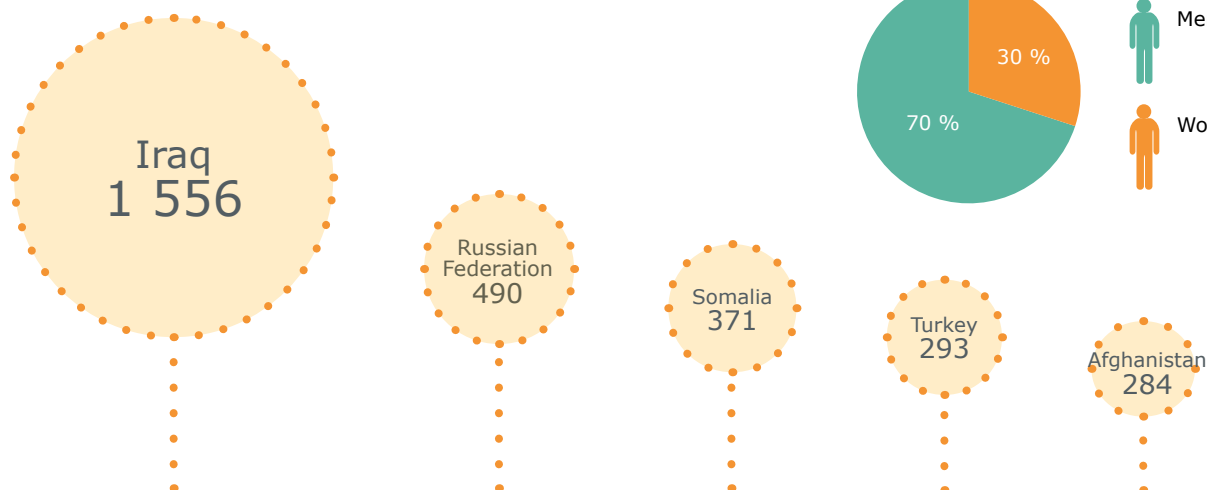
In 2018, 4,548 asylum applications were submitted in Finland. 109 of the applicants were unaccompanied minor asylum seekers. 47% of the asylum applications (2,139) in 2018 were so called subsequent applications. A subsequent application is an application for international

protection by a foreigner, who has received a final decision on a previous application.

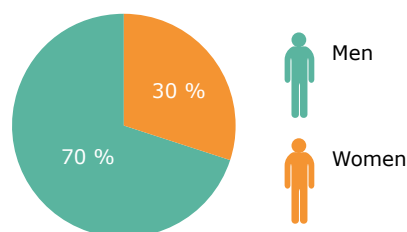
WHERE DID THE ASYLUM SEEKERS COME FROM?

In 2018, the largest group of asylum seekers was still citizens of Iraq (1,556 of which 1,347 were subsequent applications). Next came asylum seekers from Russian Federation (490) and Somalia (435 of which 288 were subsequent applications).

NATIONALITIES OF ASYLUM SEEKERS TOP 5 NATIONALITIES 2018



GENDER RATIO



ASYLUM SEEKERS IN 2018

| | Total |
|-----------------------------------|--------------|
| Iraq | 1 556 |
| Russian Federation | 490 |
| Somalia | 371 |
| Turkey | 293 |
| Afghanistan | 284 |
| Iran | 277 |
| Syria | 111 |
| Nigeria | 105 |
| Not known | 99 |
| Georgia | 70 |
| TOP-10 nationalities total | 3 656 |
| Total all | 4 548 |

ASYLUM SEEKERS IN 2017

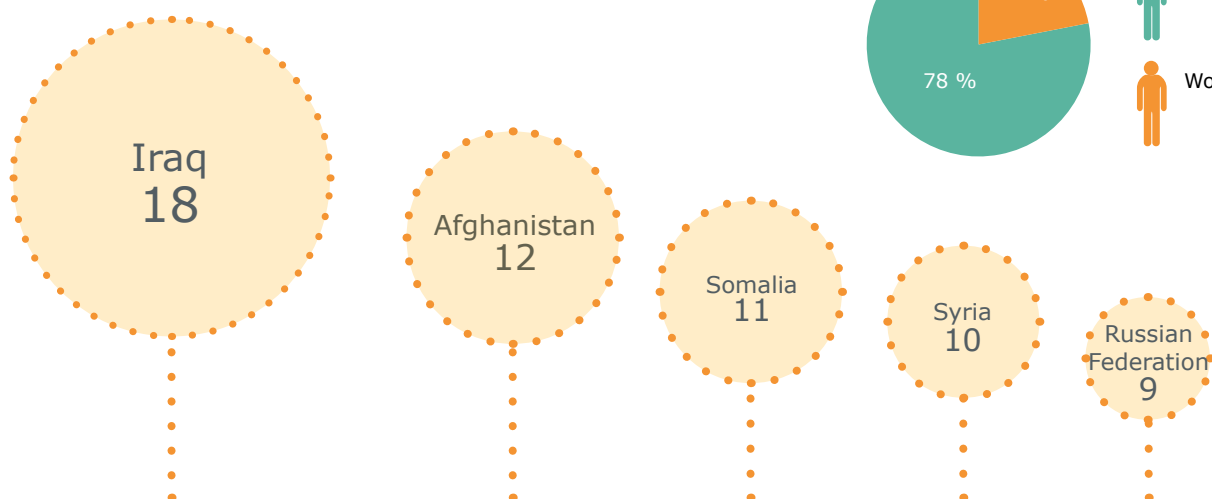
| | Total |
|-----------------------------------|--------------|
| Iraq | 1 453 |
| Syria | 744 |
| Eritrea | 435 |
| Afghanistan | 420 |
| Russian Federation | 411 |
| Somalia | 130 |
| Georgia | 122 |
| Turkey | 113 |
| Nigeria | 103 |
| Albania | 102 |
| TOP-10 nationalities total | 4 033 |
| Total all | 5 046 |

WHO WERE THE UNACCOMPANIED MINOR ASYLUM SEEKERS?

The term "unaccompanied minor asylum seeker" refers to a person who states that he/she is under 18 years of age and who enters the country either completely alone or with a person who is not his/her parent or guardian (or sufficient evidence of guardianship of the said person is not provided) in order to seek asylum.

The number of unaccompanied minor asylum seekers was 109 in 2018. This constitutes a decrease compared to 2017 when there were 179 applicants. The top countries of origin of unaccompanied minors in 2018 were Iraq (18) Afghanistan (12) and Somalia (11).

UNACCOMPANIED MINOR ASYLUM SEEKERS TOP 5 NATIONALITIES IN 2018



UNACCOMPANIED MINOR ASYLUM SEEKERS IN 2018

| | Total |
|-----------------------------------|------------|
| Iraq | 18 |
| Afghanistan | 12 |
| Somalia | 11 |
| Syria | 10 |
| Russian Federation | 9 |
| Iran | 6 |
| Belarus | 6 |
| Turkey | 4 |
| Gambia | 3 |
| Morocco | 3 |
| TOP-10 nationalities total | 82 |
| Total all | 109 |

UNACCOMPANIED MINOR ASYLUM SEEKERS IN 2017*

| | Total |
|-----------------------------------|------------|
| Syria | 38 |
| Afghanistan | 29 |
| Somalia | 21 |
| Algeria | 12 |
| Iraq | 10 |
| Morocco | 9 |
| Not known | 7 |
| Angola | 5 |
| Nigeria | 4 |
| Belarus | 4 |
| TOP-10 nationalities total | 139 |
| Total all | 179 |

Decisions made in the asylum process

In 2018, the Finnish Immigration Service made 6,379 decisions on asylum. The share of positive decisions of all decisions was 43% (36% including only asylum, subsidiary protection and humanitarian protection). The share of negative decisions of all decisions was 31%. 1,288 decisions (20%) to dismiss the application were made in 2018 (these include Dublin-decisions*). The number of expired decisions was 375 (6% of all decisions).

ASYLUM DECISIONS 2018

| | Positive | | | | Negative | | | Dismissed applications | | | Total all decisions | | |
|---------------------|--------------|-----------------------|-------------------------|--------------|--------------|----------------------|--------------|------------------------|------------|---------------------------|---------------------|--------------|--------------|
| | Asylum | Subsidiary protection | Other residence permits | Total | Rejected | Manifestly unfounded | Total | Expired | Dublin | Receiv. prot. in EU state | | Other ground | |
| Iraq | 763 | 180 | 147 | 1 090 | 711 | 256 | 967 | 137 | 21 | 2 | 487 | 510 | 2 708 |
| Afghanistan | 297 | 147 | 209 | 653 | 219 | 18 | 237 | 21 | 7 | 8 | 76 | 91 | 1 003 |
| Somalia | 183 | 28 | 19 | 230 | 111 | 19 | 130 | 10 | 17 | 5 | 163 | 185 | 555 |
| Eritrea | 277 | 0 | 0 | 277 | 2 | 0 | 2 | 0 | 1 | 1 | 0 | 2 | 281 |
| Russian Federation | 15 | 0 | 1 | 16 | 113 | 24 | 137 | 37 | 11 | 0 | 31 | 42 | 232 |
| Iran | 28 | 3 | 9 | 40 | 40 | 5 | 45 | 14 | 37 | 5 | 34 | 76 | 176 |
| Syria | 97 | 34 | 0 | 131 | 0 | 0 | 0 | 5 | 0 | 27 | 1 | 28 | 164 |
| Turkey | 51 | 0 | 8 | 59 | 29 | 7 | 36 | 8 | 4 | 0 | 16 | 20 | 123 |
| Nigeria | 7 | 0 | 27 | 36 | 22 | 5 | 27 | 2 | 35 | 2 | 9 | 46 | 109 |
| Georgia | 0 | 0 | 0 | 0 | 7 | 34 | 41 | 44 | 9 | 0 | 0 | 9 | 94 |
| TOP-10 total | 1 718 | 392 | 420 | 2 532 | 1 254 | 368 | 1 622 | 278 | 142 | 50 | 817 | 1 009 | 5 445 |
| Total all | 1 852 | 431 | 457 | 2 740 | 1 475 | 500 | 1 975 | 375 | 334 | 62 | 886 | 1 288 | 6 379 |

ASYLUM DECISIONS UNACCOMPANIED MINORS 2018

In 2018, the number of decisions concerning unaccompanied minors was 109, of which 92% were positive.

* Includes decisions for unaccompanied minors relocated to Finland under the EU-agreement.

| | Positive | | | | Negative | | | Dismissed applicat. | | | Total all decisions |
|---------------------|-----------|-----------------------|-------------------------|-----------|----------|----------|-----------|---------------------|----------|----------|---------------------|
| | Asylum | Subsidiary protection | Other residence permits | Total | Rejected | Total | Expired | Total | Dublin | Total | |
| Afghanistan | 6 | 32 | 5 | 43 | | | | | 3 | 3 | 46 |
| Somalia | 9 | 3 | 3 | 15 | | | | 1 | 1 | | 16 |
| Iraq | | 1 | 8 | 9 | | | | 1 | 1 | | 10 |
| Syria | 7 | 1 | | 8 | | | | | | | 8 |
| Belarus | | | | | | | | 5 | 5 | | 5 |
| Zimbabwe | | 2 | | 2 | | | | | 2 | 2 | 4 |
| Iran | | | 1 | 1 | 1 | 1 | 1 | 1 | | | 3 |
| Algeria | | | 1 | 1 | | | | 2 | 2 | | 3 |
| Nigeria | 2 | | | 2 | | | | | | | 2 |
| Eritrea | 2 | | | 2 | | | | | | | 2 |
| TOP-10 total | 26 | 39 | 18 | 83 | 1 | 1 | 10 | 10 | 5 | 5 | 99 |
| Total all | 32 | 39 | 18 | 89 | 2 | 2 | 13 | 13 | 5 | 5 | 109 |

Source: Finnish Immigration Service

* <https://migri.fi/en/when-is-an-application-not-processed-in-finland->

Quota (resettled) refugees

Under the refugee quota, Finland accepts persons whom the United Nations High Commissioner for Refugees (UNHCR) has designated as refugees or other foreign nationals who are in need of international protection. Since 2001, the number of quota (resettled) refugees accepted in Finland has been 750 persons per year. In 2014 and 2015, an additional quota of 300 people was agreed on due to the crisis in Syria. The quota for 2016, 2017 and 2018 was again set at 750 persons. The quota was filled completely in 2018.

RESETTLED REFUGEES 2018

Syria
525

Democratic
Republic of the
Congo
122

Burundi
3

Emergencies
(different
nationalities)
100



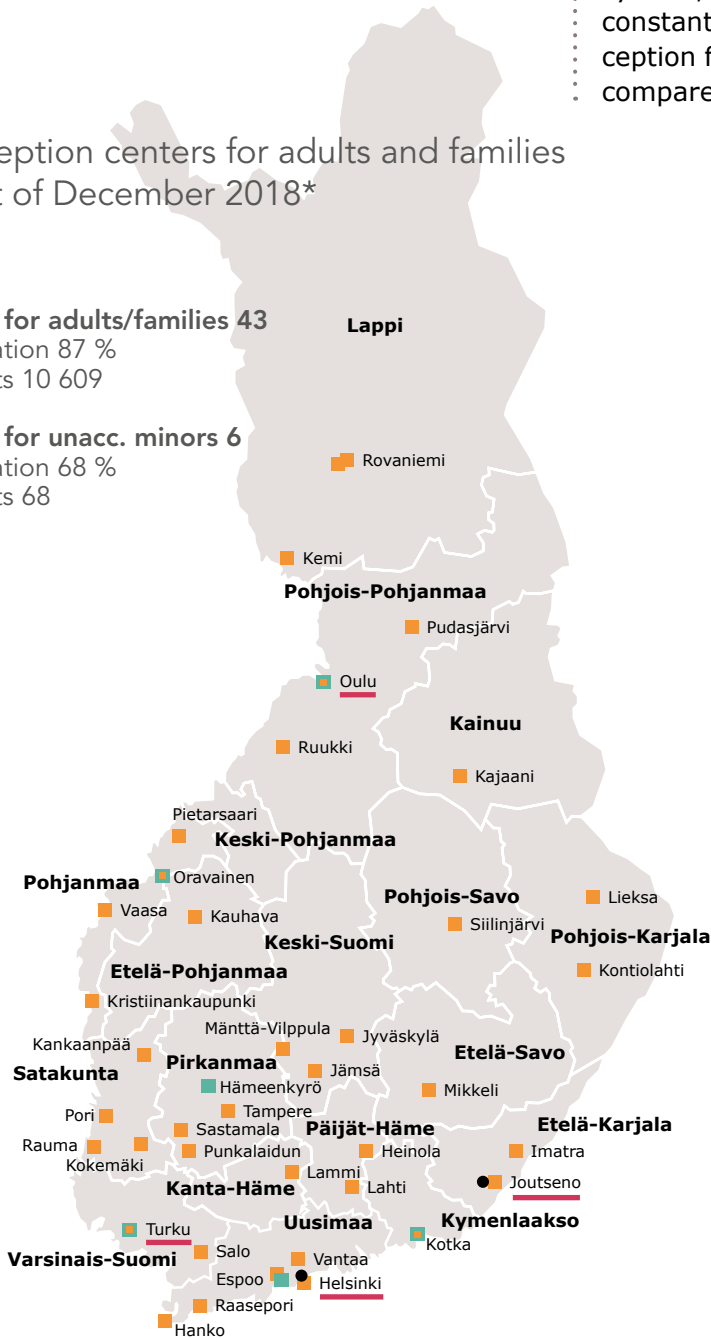
Reception of asylum seekers

On the 31st of December 2018 approx. 10,700 persons were registered in the reception system in a total of 49 reception facilities (43 for adults and families, 6 for unaccompanied minors). On the 31st of December 2017 there were approx. 13,300 persons in 56 reception facilities (48 for adults and families, 8 for unaccompanied minors). The asylum applicants of 2015 are still visible in the number of clients in the reception system, although the reception capacity has constantly been adjusted and the amount of reception facilities has been decreased to a fourth compared to the situation at the end of 2015.

Reception centers for adults and families
31st of December 2018*

Units for adults/families 43
Utilization 87 %
Clients 10 609

Units for unacc. minors 6
Utilization 68 %
Clients 68



- Unit for adults/families
- Unit for unacc. minors
- Unit for adults and unacc. minors
- Transit-unit
- Detention unit

Etelä-Karjala
Imatra
Joutseno

Pohjanmaa
Kristiinankaupunki
Oravainen
Pietarsaari
Vaasa

Etelä-Pohjanmaa
Kauhava

Pohjois-Karjala
Kontionlahti
Lieksa

Etelä-Savo
Mikkeli

Pohjois-Savo
Siilinjärvi

Kainuu
Kajaani

Kanta-Häme
Lammi

Pohjois-Pohjanmaa
Oulu
Pudasjärvi
Siikajoki

Keski-Suomi
Jyväskylä
Jämsä

Päijät-Häme
Heinola
Lahti

Kymenlaakso
Kotka

Satakunta
Kankaanpää
Kokemäki
Pori
Rauma

Lappi
Kemi
Rovaniemi

Pirkanmaa
Hämeenkyrö
Mänttä-Vilppula
Punkalaidun
Sastamala
Tampere

Uusimaa
Espoo
Hanko
Helsinki
Raasepori
Vantaa

Varsinais-Suomi
Salo
Turku


Source: Finnish Immigration Service, *Reception units for unaccompanied minor asylum seekers 31.12.2018: 6 and 68 clients.

Trafficking in human beings

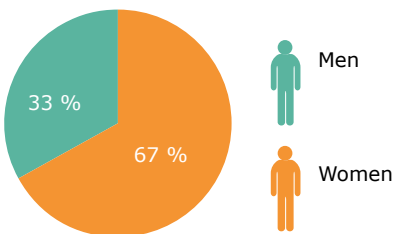
RESIDENCE PERMITS FOR VICTIMS OF TRAFFICKING IN HUMAN BEINGS

A first residence permit for a victim of human trafficking was granted to 3 persons in 2018 (2017: 3). A new fixed-term residence permit (permit extension) for victims of human trafficking was granted to 5 persons in 2018. There were more cases, which contained indications of human trafficking, but some of them have either been granted international protection, a residence permit on other grounds or in some cases the conditions for a residence permit are not met. There are no reliable statistics available on these cases, as human trafficking does not constitute the main ground for the residence permit.

GRANTED FIRST RESIDENCE PERMITS FOR VICTIMS OF HUMAN TRAFFICKING



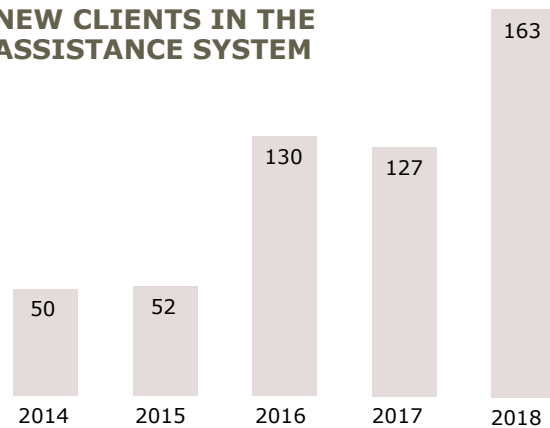
GENDER RATIO 2018



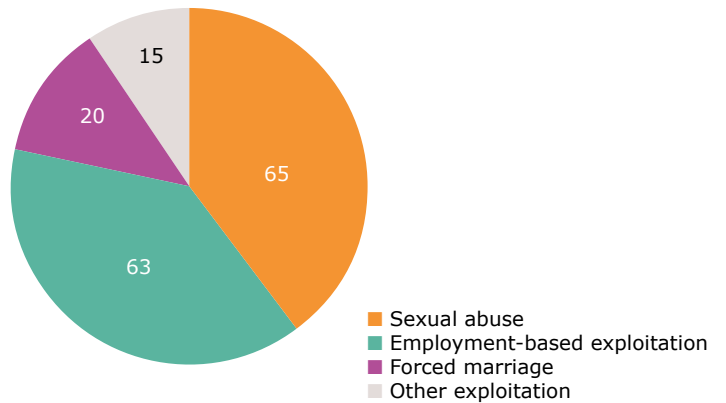
NATIONAL ASSISTANCE SYSTEM FOR VICTIMS OF TRAFFICKING IN HUMAN BEINGS

The National Assistance System for Victims of Trafficking in Human Beings operates as part of the Joutseno reception centre. The Assistance System maintains statistics on persons who have sought inclusion in the system and who have been admitted to the system. On the last day of 2018, the National Assistance System for Victims of Trafficking in Human Beings included 455 people. The number of new clients admitted to the Assistance System was 163 in 2018.

NEW CLIENTS IN THE ASSISTANCE SYSTEM



CLIENTS IN THE ASSISTANCE SYSTEM BASED ON THE TYPE OF VICTIMISATION IN 2018

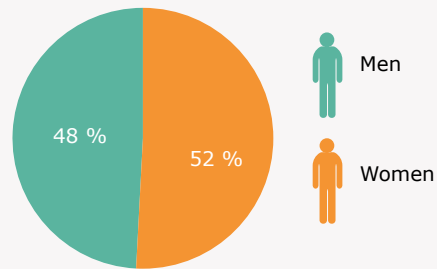


Citizenship

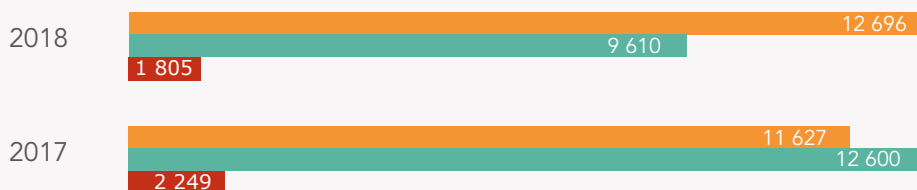
In 2018, 9,610 persons acquired Finnish citizenship. The number decreased by about 3,000 persons compared to the record year 2017 (12,600). The number of citizenship applications and declarations was 12,696, which is about a 1,000 more than in 2017 (11,627). The relative number of negative decisions has decreased noticeably (17% in 2017 and 25% in 2016). The number of negative decisions was 1,805 and their share was 19% (2017: 2,249, 18%). A negative decision is most often due to insufficient knowledge of the Finnish or Swedish language.

12,696 citizenship applications and declarations were received in 2018.

GENDER RATIO



CITIZENSHIP APPLICATIONS AND DECLARATIONS AS WELL AS PERSONS GRANTED FINNISH CITIZENSHIP IN 2017–2018



Citizenship application and declarations

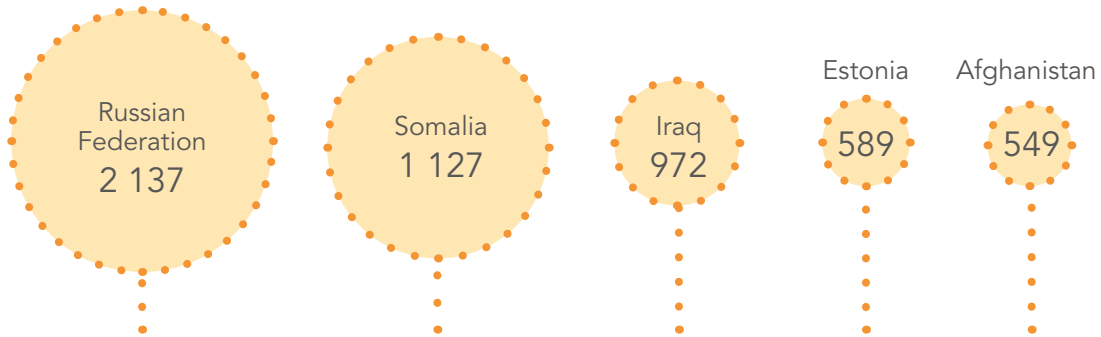


Persons granted Finnish citizenship

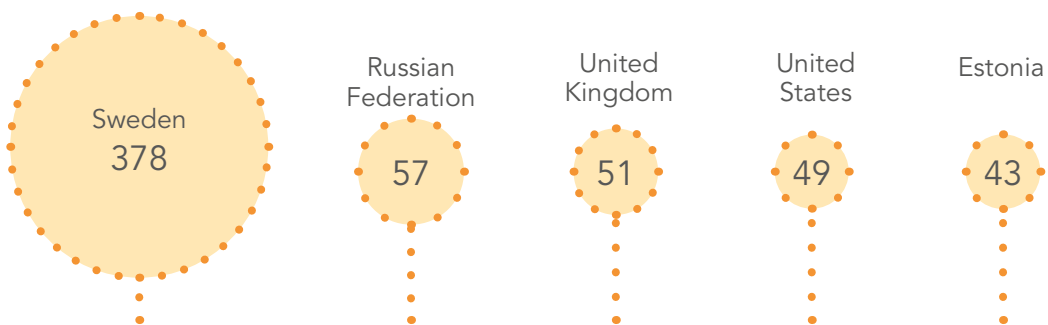


Negative decisions

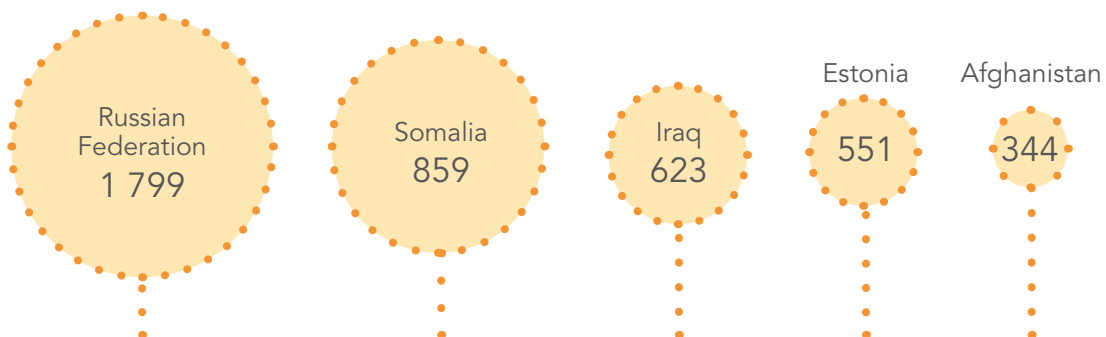
CITIZENSHIP APPLICATIONS TOP 5 NATIONALITIES IN 2018



CITIZENSHIP DECLARATIONS TOP 5 NATIONALITIES IN 2018



PERSONS WHO WERE GRANTED FINNISH CITIZENSHIP (BY APPLICATION AND DECLARATION) TOP 5 BY FORMER NATIONALITY IN 2018



Irregular migration

PERSONS FOUND TO RESIDE IN THE COUNTRY ILLEGALLY

In the migration glossary produced by the EMN network, the EMN Glossary, the Finnish translation of "irregular migration" means "immigration against the regulations". Among the Finnish authorities, the more common terms are "illegal entry" and "illegal stay".

The statistics on irregular stay has been developed and renewed by the authorities during the past year. The table below contains (according to the criteria by Eurostat on illegal stay) persons found staying or working without a valid permit either inland or at the external borders, as well as persons who have been found to reside irregularly without valid documents before applying for asylum in Finland. About 40% of these persons were exiting the Schengen area at the Finnish external border, which explains the fairly high numbers of Russian and Chinese nationals. A large part of observed irregular stay is short-term by nature.

FOUND STAYING WITHOUT A VALID PERMIT TOP 10 NATIONALITIES IN 2018

| | |
|---------------------|--------------|
| Russian Federation | 226 |
| China | 181 |
| Turkey | 81 |
| The Ukraine | 72 |
| Stateless | 66 |
| Iraq | 61 |
| Gambia | 40 |
| Nigeria | 39 |
| United States | 38 |
| Belarus | 28 |
| TOP-10 total | 832 |
| Total all | 1 328 |

ILLEGAL EMPLOYMENT

Illegal employment is a part of the grey economy, which is partly linked with irregular stay. Besides criminal activity, illegal employment is the only means for a person staying irregularly to gain subsistence. By using illegal employment, many companies can be competitive in the market and continue doing business in the grey economy. All illegally employed persons do not reside irregularly in the country, although the biggest nationalities are largely the same that are found to reside irregularly.

FOUND WORKING WITHOUT A WORK PERMIT TOP 10 NATIONALITIES 2018

| | |
|---------------------|------------|
| The Ukraine | 54 |
| Russian Federation | 42 |
| Stateless | 39 |
| Iraq | 29 |
| Turkey | 13 |
| Nigeria | 12 |
| Ghana | 9 |
| China | 7 |
| Bangladesh | 6 |
| Bosnia-Hercegovina | 6 |
| The Philippines | 6 |
| Moldova | 6 |
| TOP-10 total | 229 |
| Total all | 305 |

VIOLATING A PROHIBITION OF ENTRY

Criminal activity is often the cause for imposing a prohibition of entry (entry ban), which can be seen in the group who are violating the prohibition of entry as well.

FOUND TO BE VIOLATING A PROHIBITION OF ENTRY TOP 10 NATIONALITIES 2018


| | |
|---------------------|------------|
| Estonia | 309 |
| Gambia | 41 |
| Belarus | 22 |
| Stateless | 18 |
| Russian Federation | 17 |
| Nigeria | 4 |
| Senegal | 3 |
| Mali | 3 |
| Lithuania | 3 |
| Guinea-Bissau | 3 |
| TOP-10 total | 423 |
| Total all | 441 |

Removal decisions and prohibitions of entry

REFUSAL OF ENTRY DECISIONS

Refusal of entry decisions may be made directly at the external border (returning) when the person does not meet the entry requirements or within the country on the grounds stipulated in the Aliens Act. The Police and border control authorities may decide on refusal of entry within three months of the alien's entry into the country. After that period, the Police or border control authorities must submit a proposal to the Finnish Immigration Service to the effect that the alien be refused entry or deported.

REFUSAL OF ENTRY DECISIONS

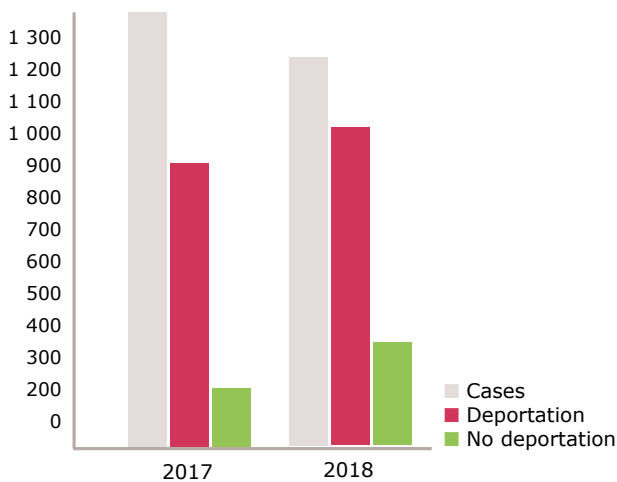


DEPORTATION CASES AND DECISIONS

When a foreign national has or has had a residence permit (the right of residence of an EU citizen has been registered / the EU citizen's family member has a residence card), and a decision is made to remove him/her from the country, he/ she is subject to deportation. In 2017, a total of 1,237 deportation cases were opened in Finland. Of the proposed persons, 1,092 persons were deported. The most com-

mon grounds for deportation in 2018 was that a new temporary residence permit could not be issued for the person or the previous permit had been revoked. The reason for not issuing a permit or for revoking it was, for example, circumvention of the rules on entry or insufficient subsistence. Criminal grounds were the reason in 9% of the deportation cases.

DEPORTATION CASES AND DECISIONS IN 2017–2018



Source: Finnish Immigration Service

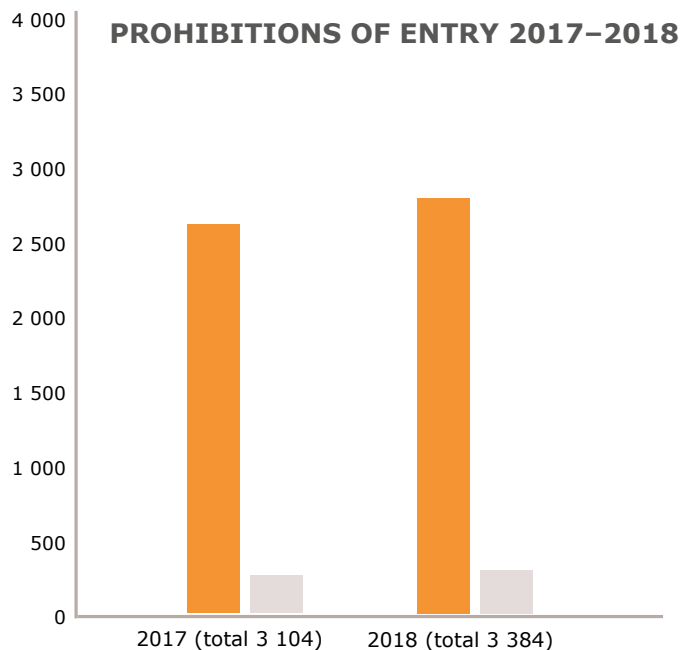
DECISIONS ON DEPORTATION CASES TOP 10 NATIONALITIES

| | No deportation | Deportation | Total |
|---------------------|----------------|--------------|--------------|
| Russian Federation | 39 | 152 | 191 |
| Iraq | 51 | 128 | 179 |
| Vietnam | 17 | 71 | 88 |
| Somalia | 20 | 65 | 85 |
| The Ukraine | 15 | 49 | 64 |
| Afghanistan | 15 | 47 | 62 |
| China | 9 | 46 | 55 |
| Turkey | 6 | 44 | 50 |
| Nepal | 18 | 30 | 48 |
| The Philippines | 13 | 33 | 46 |
| Top-10 total | 203 | 665 | 868 |
| Total all | 355 | 1 092 | 1 447 |

PROHIBITIONS OF ENTRY

The Finnish Immigration Service, Police and Finnish Border Guard issue a prohibition of entry on a person usually in connection with decisions on refusal of entry and deportation. The cases may include circumvention of the rules of entry or involvement in crime (among others, drug and property crimes).

- Prohibition of entry relating to a refusal of entry decision
- Prohibition of entry relating to a deportation decision




Source: Finnish Immigration Service, the Police, the Border Guard

Enforcement of removal from the country

In 2018, the Police removed a total of 2,638 persons from the country (2017: 2,621). Among them, a total of 564 were removed escorted (2017: 554). The significant increase is due to the number of removals from the country of persons who have received negative decisions on their asylum applications.

ENFORCEMENT OF REMOVAL FROM COUNTRY DECISIONS

Persons removed from the country by the Police, total



PERSONS REMOVED FROM THE COUNTRY TOP 10 NATIONALITIES 2018

| | |
|-----------------------------------|--------------|
| Estonia | 485 |
| Russian Federation | 272 |
| Romania | 192 |
| Iraq | 168 |
| Gambia | 156 |
| The Ukraine | 104 |
| Nigeria | 74 |
| Georgia | 69 |
| Belarus | 66 |
| China | 55 |
| Top-10 nationalities total | 1 641 |
| Total all | 2 638 |

PERSONS REMOVED FROM THE COUNTRY TOP 10 DESTINATION COUNTRIES 2018

| | |
|-----------------------------------|--------------|
| Estonia | 662 |
| Russian Federation | 266 |
| Italy | 234 |
| Romania | 139 |
| Iraq | 137 |
| The Ukraine | 83 |
| Spain | 76 |
| Sweden | 72 |
| Turkey | 56 |
| Georgia | 51 |
| Top-10 nationalities total | 1 776 |
| Total all | 2 638 |

Assisted voluntary return

In 2018, 646 persons were voluntary repatriated. The number was less than half compared to 2017 (1,422).

Finland has had project-based voluntary repatriation programmes in place since 2010. The programmes have been co-funded by the EU Return Fund. The practical implementation is carried out by the International Organization for Migration, IOM, which continues as the service provider for arranging the returns.

Assisted voluntary return is a part of the duties of the Finnish Immigration Service and the reception facilities.

ASSISTED VOLUNTARY RETURN



RETURNS BY TOP 10 COUNTRIES OF RETURN IN 2018

| | |
|-------------------------------|------------|
| Iraq | 449 |
| Georgia | 32 |
| Russian Federation | 24 |
| Afghanistan | 18 |
| Albania | 14 |
| Somalia | 11 |
| Iran | 10 |
| Kosovo | 9 |
| Venezuela | 7 |
| Pakistan | 6 |
| Top-10 countries total | 580 |
| Total all | 646 |



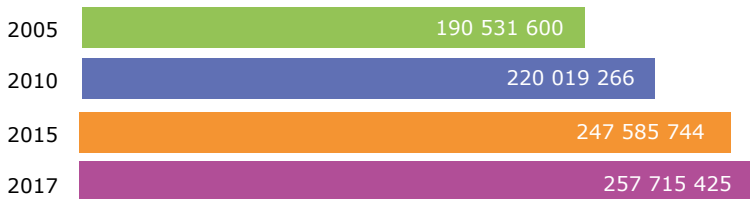
Global and EU-level statistics on migrants, refugees and immigration

In order to celebrate the 10-year anniversary of the European Migration Network we have added some key figures on global migration, refugees and immigration to Europe during the last dec-

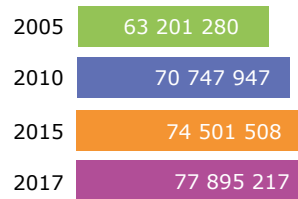
ade. These figures give a scale to global migration and put migration to Finland in context compared to the rest of Europe.

INTERNATIONAL MIGRANTS

Worldwide

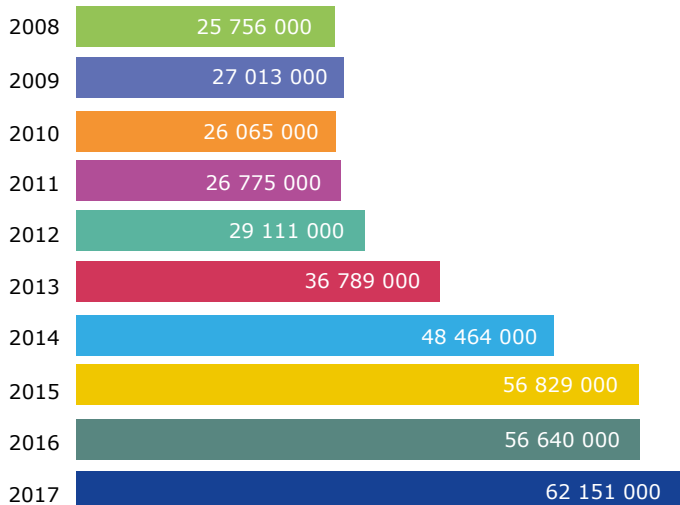


Europe

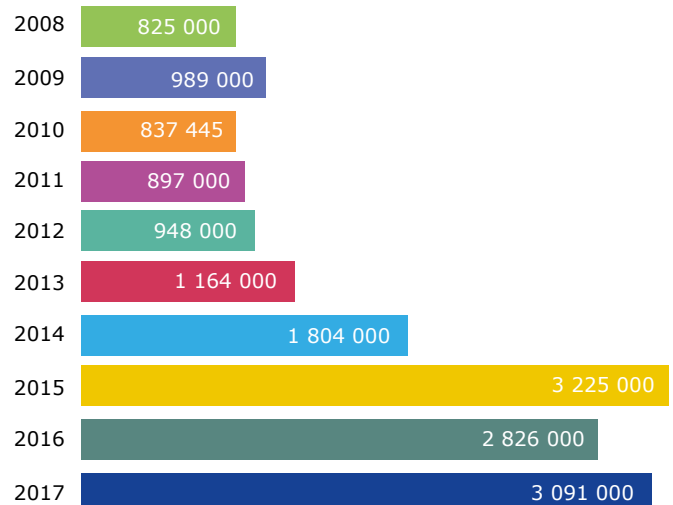


Source: UN-DESA

REFUGEES AND INTERNALLY DISPLACED PERSONS (IDPS)



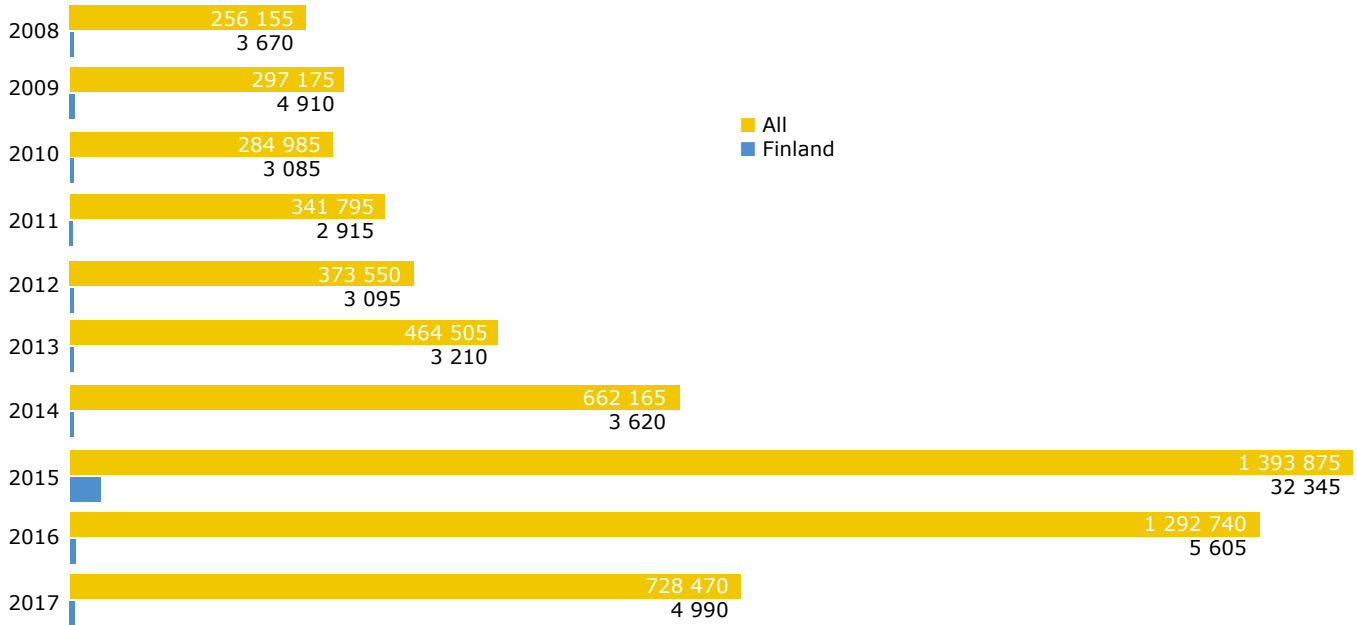
ASYLUM SEEKERS IN THE WORLD



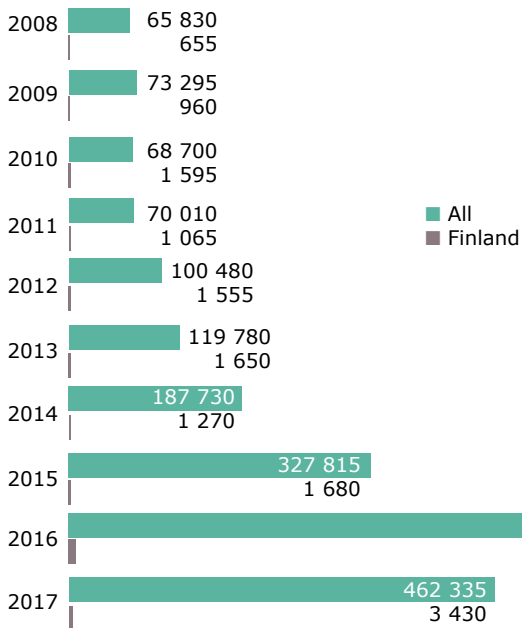
Source: UNHCR

INTERNATIONAL PROTECTION

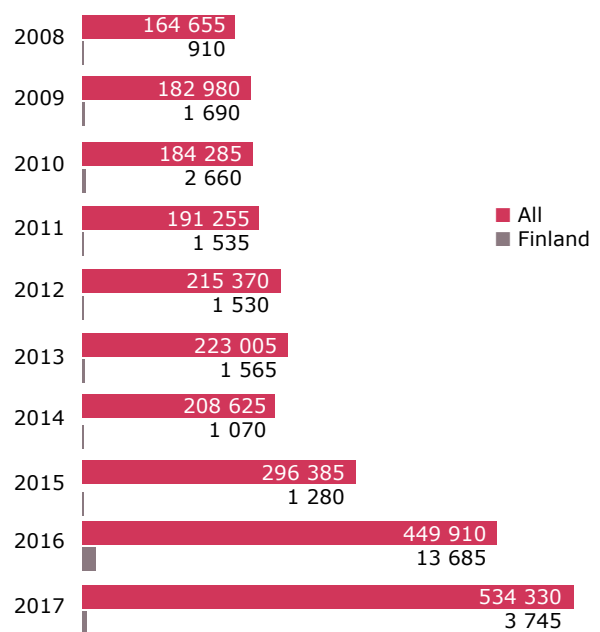
ASYLUM SEEKERS EU-28 (including Norway, Lichtenstein and Switzerland)



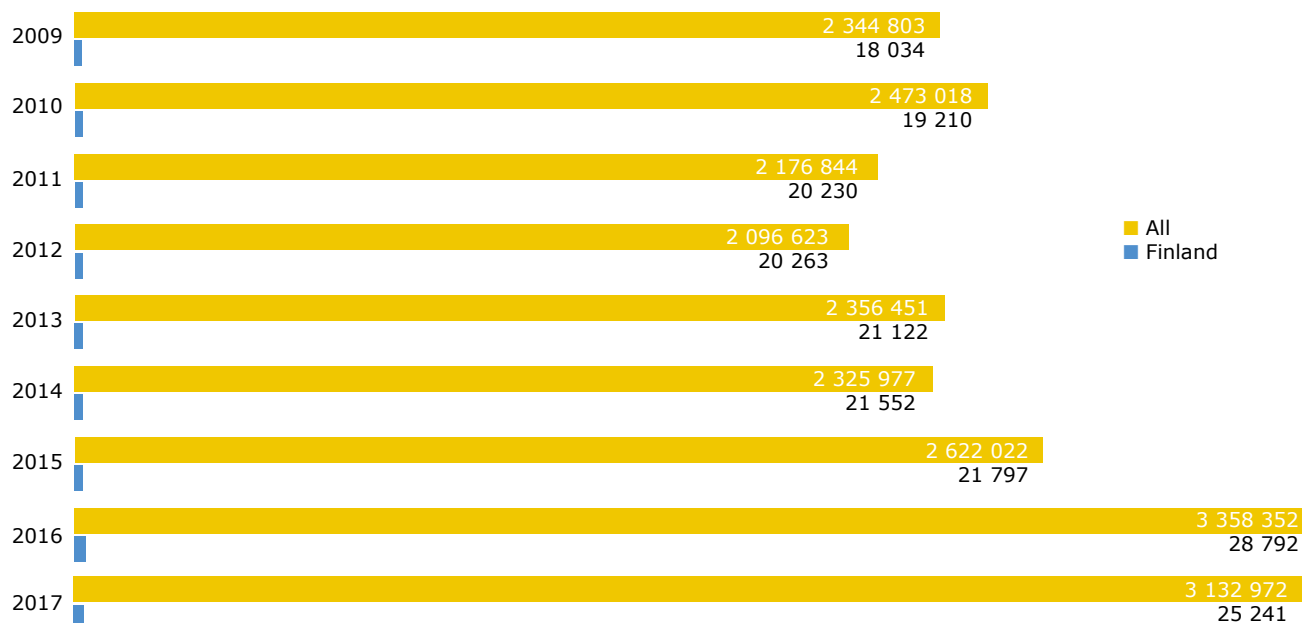
Positive decisions



Negative decisions



RESIDENCE PERMITS

GRANTED FIRST RESIDENCE PERMITS EU-28
(including Norway, Lichtensterin and Switzerland)

Family

| | 2009 | 2010 | 2011 | 2012 | 2013 | 2014 | 2015 | 2016 | 2017 |
|----------------|---------|---------|---------|---------|---------|---------|---------|---------|---------|
| All | 661 608 | 774 519 | 719 365 | 671 055 | 671 572 | 680 388 | 760 231 | 779 957 | 830 636 |
| Finland | 6 643 | 6 706 | 7 397 | 7 180 | 7 909 | 8 043 | 7 682 | 7 833 | 8 762 |

Study

| | 2009 | 2010 | 2011 | 2012 | 2013 | 2014 | 2015 | 2016 | 2017 |
|----------------|---------|---------|---------|---------|---------|---------|---------|---------|---------|
| All | 504 384 | 510 499 | 492 938 | 454 299 | 463 943 | 476 845 | 525 858 | 693 994 | 530 113 |
| Finland | 3 949 | 4 433 | 5 370 | 5 405 | 5 314 | 5 528 | 5 756 | 6 235 | 5 094 |

Employment

| | 2009 | 2010 | 2011 | 2012 | 2013 | 2014 | 2015 | 2016 | 2017 |
|----------------|---------|---------|---------|---------|---------|---------|---------|---------|-----------|
| All | 648 588 | 791 461 | 523 862 | 480 958 | 534 214 | 573 321 | 707 632 | 854 516 | 1 009 264 |
| Finland | 2 754 | 2 936 | 5 024 | 4 648 | 4 719 | 4 786 | 5 026 | 5 381 | 6 221 |

Other

| | 2009 | 2010 | 2011 | 2012 | 2013 | 2014 | 2015 | 2016 | 2017 |
|----------------|---------|---------|---------|---------|---------|---------|---------|-----------|---------|
| All | 530 223 | 396 539 | 440 679 | 490 311 | 686 722 | 595 423 | 628 301 | 1 029 885 | 762 959 |
| Finland | 4 688 | 5 135 | 2 439 | 3 030 | 3 180 | 3 195 | 3 333 | 9 343 | 5 064 |

Online statistics

Finnish Immigration Service | <http://tilastot.migri.fi/>

- Residence permit statistics
 - International protection statistics
 - Nationality statistics
 - Deportation statistics
 - Reception statistics
-

European Migration Network | <http://www.emn.fi/tilastoja> (in Finnish)

- Time series and trend statistics on residence permits and asylum seekers until 2013 (the publication Key Figures on Immigration contains comprehensive statistics since 2014, and since 2015 on the Finnish Immigration website: <http://tilastot.migri.fi/>)
-

Statistics Finland | http://www.stat.fi/tup/maahanmuutto/index_en.html

- Thematic pages on migration and integration
-

Eurostat | <http://ec.europa.eu/eurostat/data/database>

- Population, migration and asylum statistics from EU Member States
-